

MRCP(UK) Part 2 Written 2022 performance report

The MRCP(UK) Part 2 Written examination assesses the ability to apply clinical understanding, make clinical judgements and take responsibility for prioritising diagnostic or problem lists, planning investigation, selecting a plan for immediate management, selecting a plan for long-term management, assessing prognosis. The MRCP(UK) Part 2 Written examination can be taken by physicians in training who have passed the MRCP(UK) Part 1 Examination. In 2022 4 diets were delivered with 6,204 candidates sitting overall and 1,812 of these declared they were in UK training. Candidates who did not declare their training details are reported as ‘Other candidates’ (4,392).

Pass rate and performance by attempt

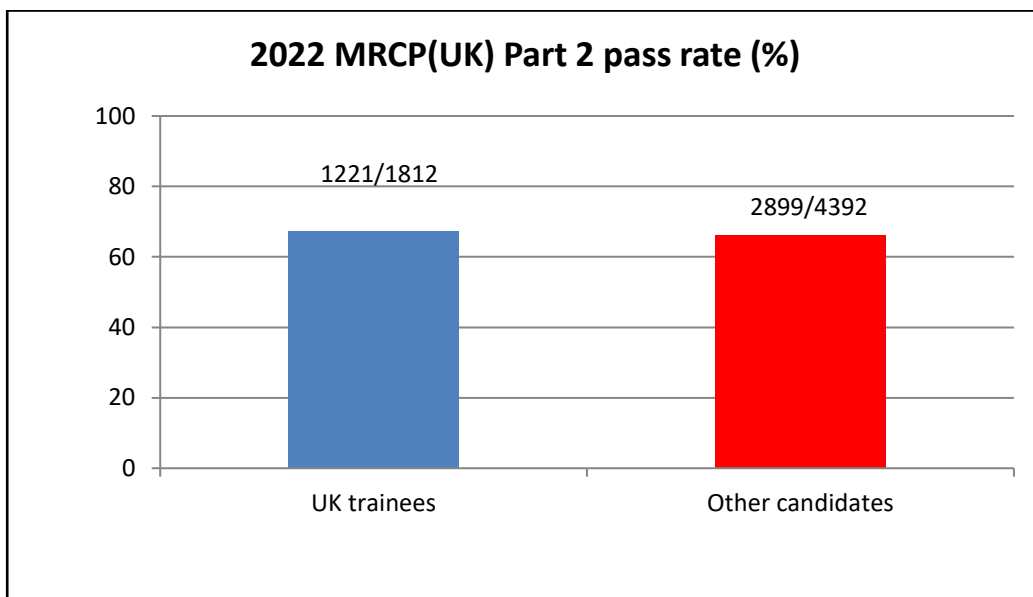


Figure 1. Pass rates for UK trainees and other candidates. Note that training details are self-declared

UK trainees pass rate at first attempt 74.3% (942/1268).

Other candidates pass rate at first attempt 72.8% (2331/3203).

UK trainees				
Attempt	Pass	Fail	Total	Pass rate (%)
1	942	326	1268	74.3
2-6	273	261	534	51.1
7+	6	4	10	60.0
Total	1221	591	1812	67.4

Other candidates				
Attempt	Pass	Fail	Total	Pass rate (%)
1	2331	872	3203	72.8
2-6	562	594	1156	48.6
7+	6	27	33	18.2
Total	2899	1493	4392	66.0

Table 1. Pass/Fail rates by attempt for UK trainees and other candidates. Candidates will be counted multiple times if they have sat on more than one occasion. For example, if a candidate failed at the second attempt but passed on the third, they would be in the fail column for the second attempt but pass column for the third attempt.

More information about the limit on the number of attempts can be found on the MRCP(UK) website here: <https://www.mrcpuk.org/mrcpuk-examinations/regulations/limit-attempts>

Percentage score by topic

CT1 group has the highest performance in almost all topics.

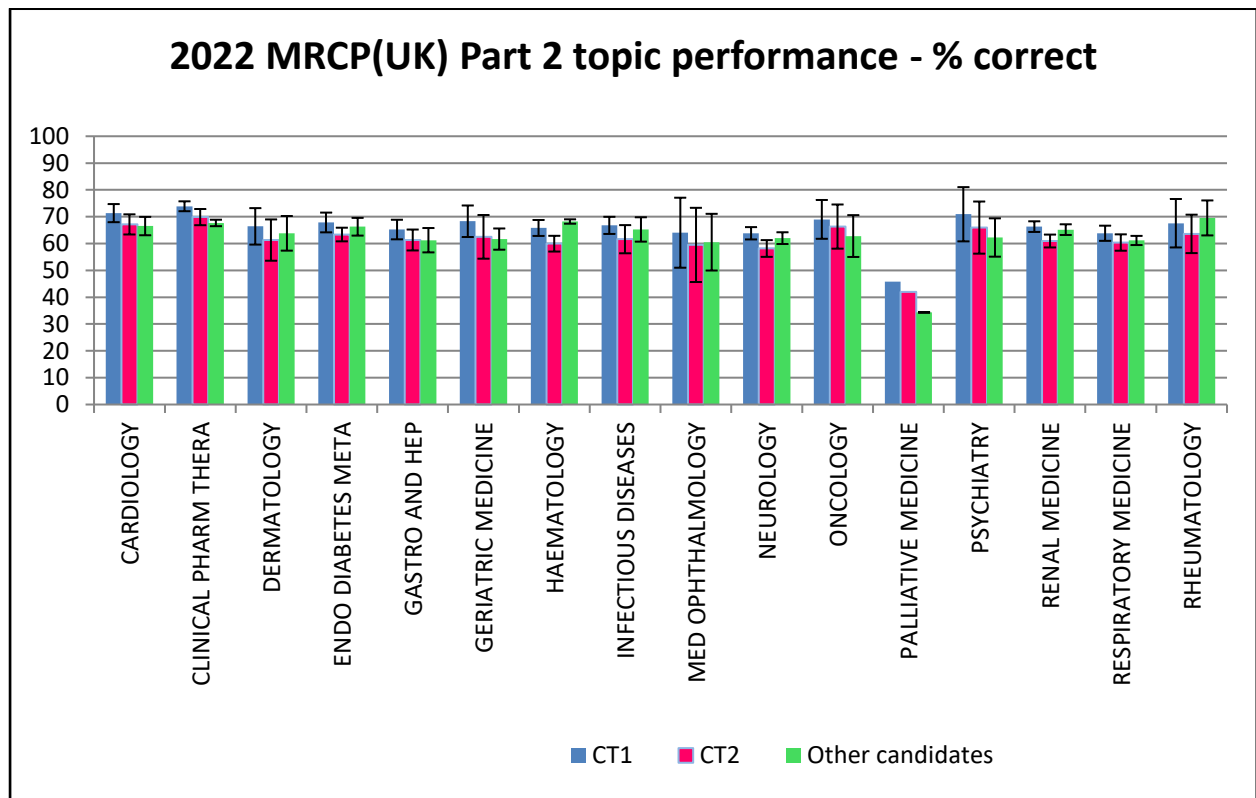
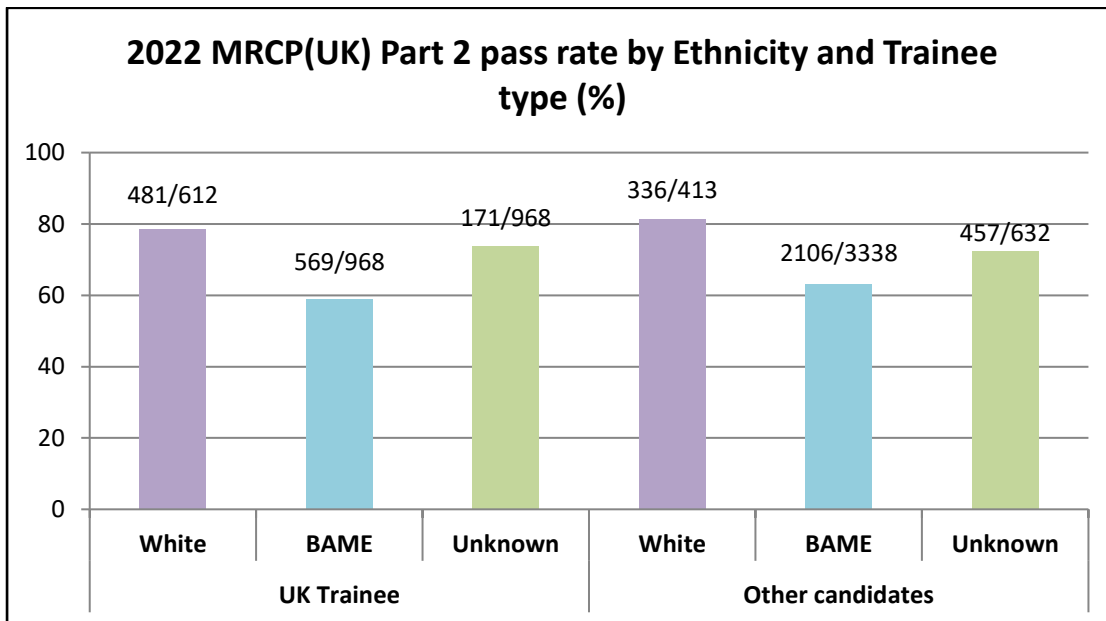
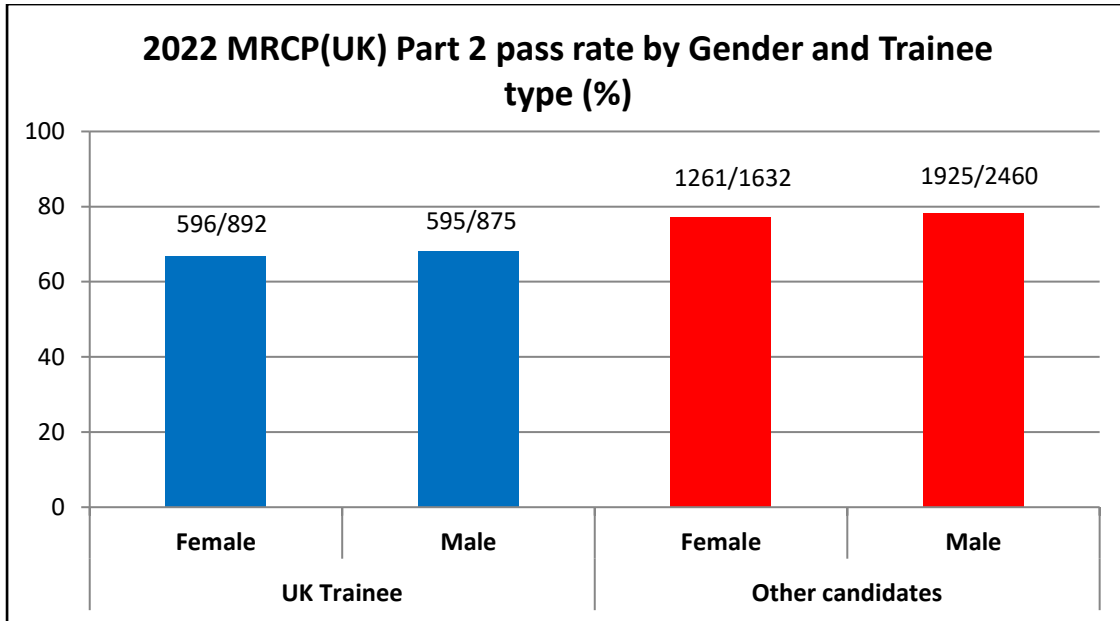


Figure 2. Performance by topic for CT1 and CT2 UK trainees and other candidates. Note that the percentages are calculated using scores from all attempts made at the examination.

Pass rate by gender and ethnicity

In 2022 female and male UK trainees have very similar pass rates, a pattern which was also observed for the Other candidates group. There is a small number of candidates who did not declare their gender.

White candidates have higher pass rate than their BAME counterparts. There are many candidates who did not declare their ethnic background (Unknown).



MRCP(UK) Research Unit
March 2023