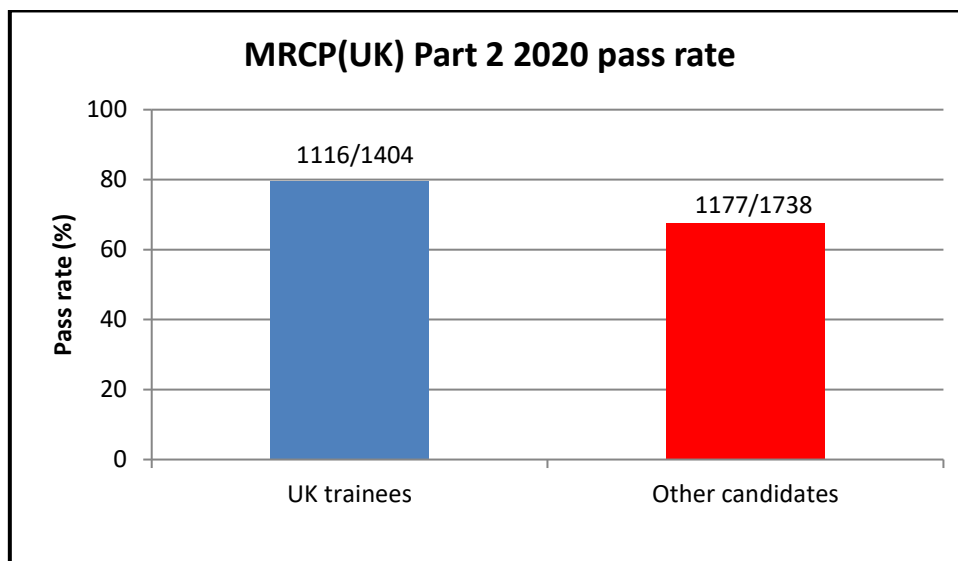


**MRCP(UK) Part 2 Written 2020 performance report**

The MRCP(UK) Part 2 Written examination assesses the ability to apply clinical understanding, make clinical judgements and take responsibility for prioritising diagnostic or problem lists, planning investigation, selecting a plan for immediate management, selecting a plan for long-term management, assessing prognosis. The MRCP(UK) Part 2 Written examination can be taken by physicians in training who have passed the MRCP(UK) Part 1 Examination. In 2020 (diet 3 only, diets 1 and 2 were cancelled due to COVID-19) the Part 2 examination was sat by 3,142 candidates, 1,404 of these declared they were in UK training. Candidates who did not declare their training details are reported as ‘Other candidates’ (1,738).

**Pass rate and performance by attempt**



**Figure 1.** Pass rates for UK trainees and other candidates. Note that training details are self-declared

UK trainees pass rate at first attempt 83.8% (897/1071).

Other candidates pass rate at first attempt 73.1% (917/1255).

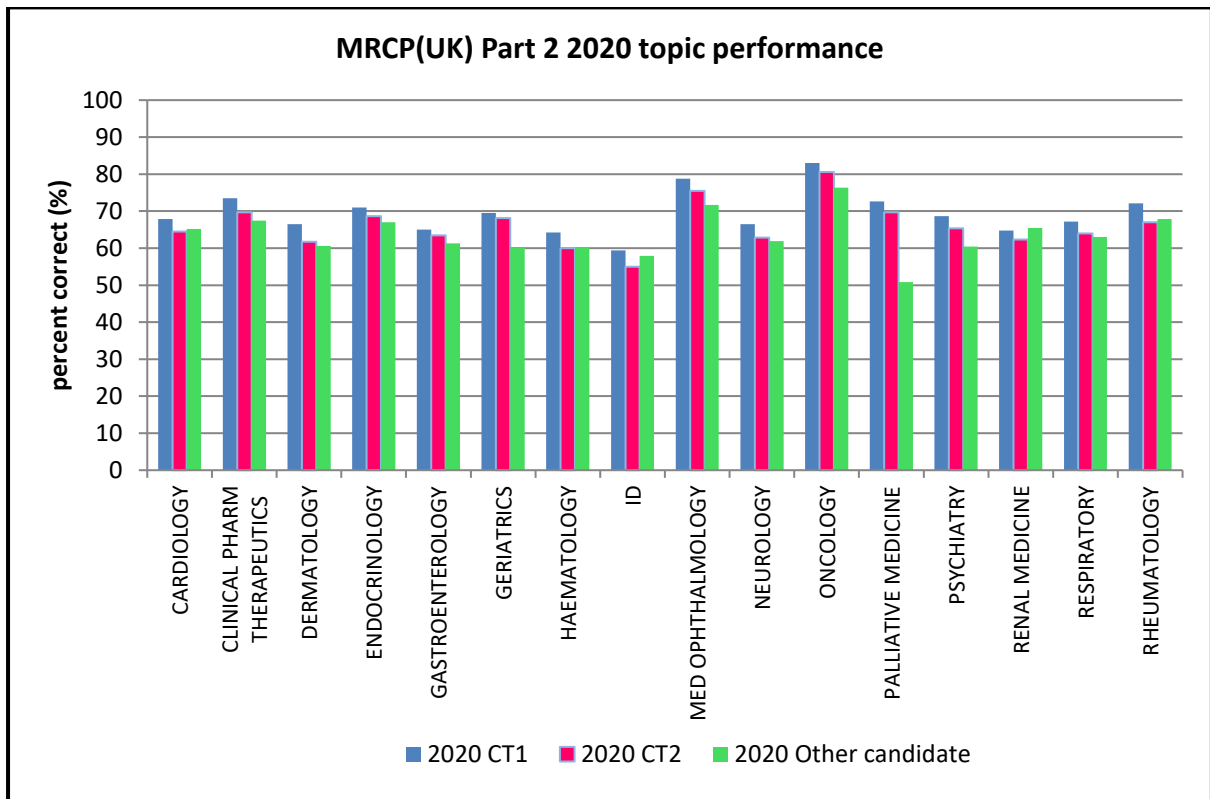
UK trainees				
Attempt	Pass	Fail	Total	Pass rate (%)
1	897	174	1071	83.8
2-6	216	110	326	66.3
7+	3	4	7	42.9
<b>Total</b>	<b>1116</b>	<b>288</b>	<b>1404</b>	<b>79.5</b>

Other candidates				
Attempt	Pass	Fail	Total	Pass rate (%)
1	917	338	1255	73.1
2-6	258	211	469	55
7+	2	12	14	14.3
<b>Total</b>	<b>1177</b>	<b>561</b>	<b>1738</b>	<b>67.7</b>

**Table 1.** Pass/Fail rates by attempt for UK trainees and other candidates. Candidates will be counted multiple times if they have sat on more than one occasion. For example if a candidate failed at the second attempt but passed on the third, they would be in the fail column for the second attempt but pass column for the third attempt.

More information about the limit on the number of attempts can be found on the MRCP(UK) website here: <https://www.mrcpuk.org/mrcpuk-examinations/regulations/limit-attempts>

## Percentage score by topic

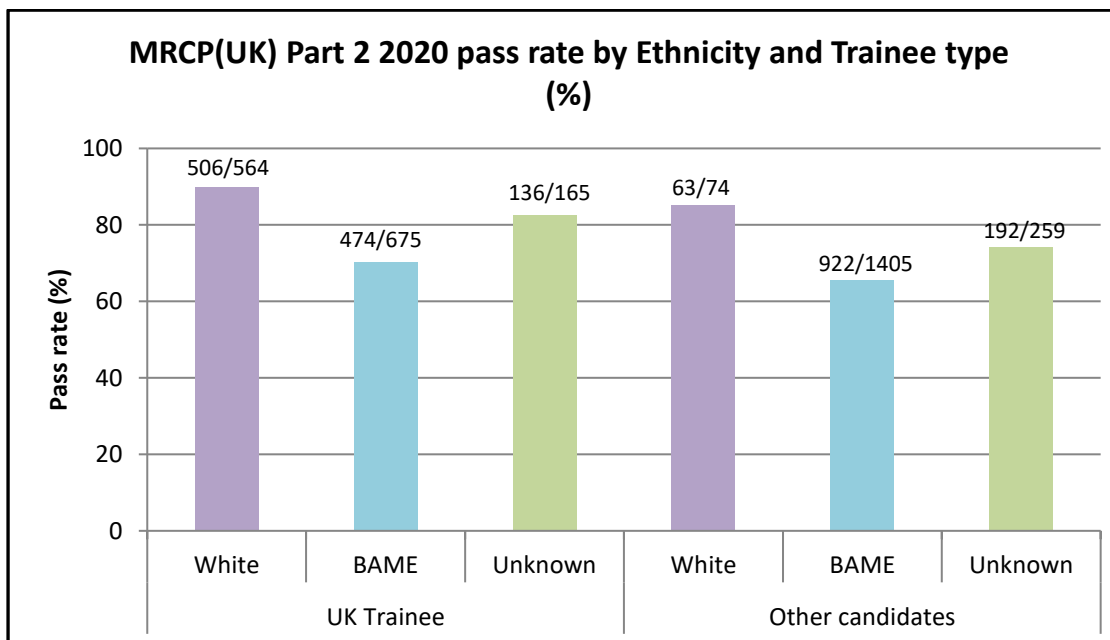
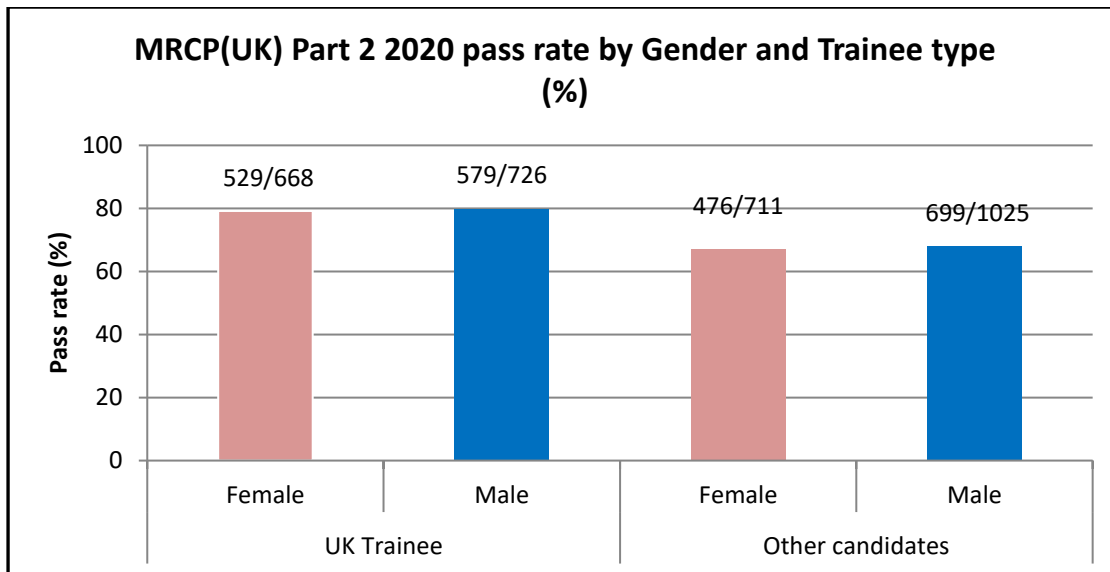


**Figure 2.** Performance by topic for CT1 and CT2 UK trainees and other candidates. Note that the percentages are calculated using scores from all attempts made at the examination.

## Pass rate by gender and ethnicity

In 2020 female and male UK trainees have very similar pass rate while male in the Other group are doing slightly better than female counterparts. There is a small number of candidates who did not declare their gender.

White candidates have higher pass rate than their BAME counterparts. There is a large number of candidates who did not declare their ethnic background (U).



MRCP(UK) Research Unit  
January 2021