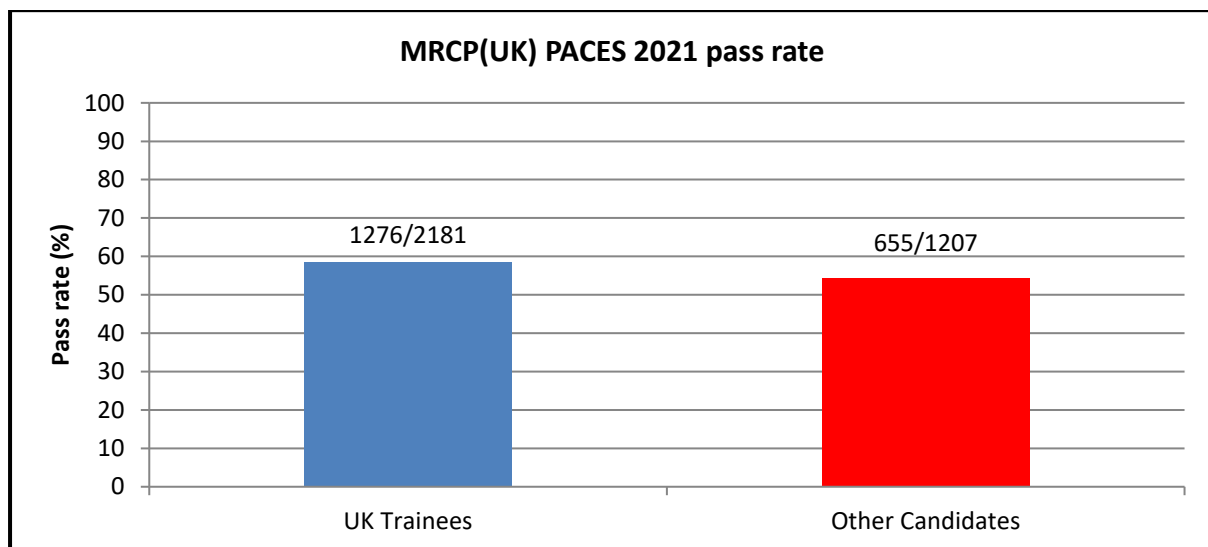


**MRCP(UK) Part 2 Clinical Examination performance report 2021**

The MRCP(UK) Part 2 Clinical Examination (Practical Assessment of Clinical Examination Skills - PACES) is designed to test the clinical knowledge and skills of trainee doctors who hope to enter higher specialist training (ST3). The examination sets rigorous standards to ensure that trainees are competent across a range of skills and ready to provide a high standard of care to patients. To pass PACES, candidates must achieve a minimum standard in each of the seven skills assessed and attain a minimum total score of 130 across the whole assessment.

In 2021 3,388 candidates sat the MRCP(UK) Part 2 Clinical Examination; 2,181 declared that they are in UK training while the candidates who did not declare their training details (1207) are reported as ‘Other candidates’.

**Pass rate and performance by attempt**



**Figure 1.** Pass rates for UK trainees and other candidates. Note that training details are self-declared.

UK trainee’s pass rate at first attempt = 60.1% (869/1447)

Other candidates’ pass rate at first attempt = 56.8% (375/660)

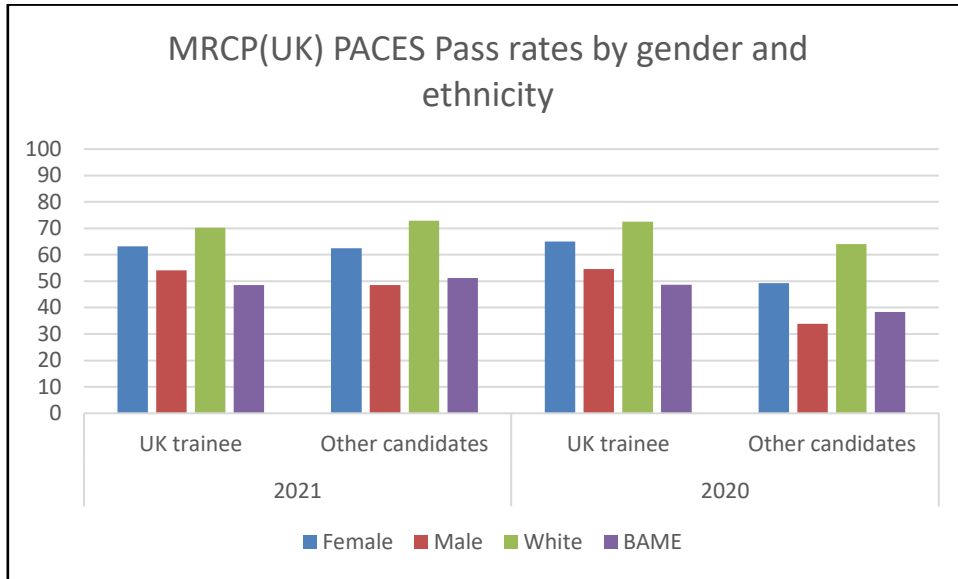
UK trainees				
Attempt	Pass	Fail	Total	Pass rate (%)
1	869	578	1447	60.1
2-6	402	316	718	56.0
7+	5	11	16	31.3
<b>Total</b>	<b>1276</b>	<b>905</b>	<b>2181</b>	<b>58.5</b>

Other candidates				
Attempt	Pass	Fail	Total	Pass rate (%)
1	375	285	660	56.8
2-6	275	259	534	51.5
7+	5	8	13	38.5
<b>Total</b>	<b>655</b>	<b>552</b>	<b>1207</b>	<b>54.3</b>

**Table 1.** Pass/Fail rates by Attempt for UK trainees and other candidates. Candidates will be counted multiple times if they have sat on more than one occasion. For example if a candidate failed at the second attempt but passed on the third, they would be in the fail column for the second attempt but pass column for the third attempt.

More information about the limit on the number of attempts can be found on the MRCP(UK) website: <https://www.mrcpuk.org/mrcpuk-examinations/regulations/limit-attempts>

**Pass rate and performance by gender and ethnicity**



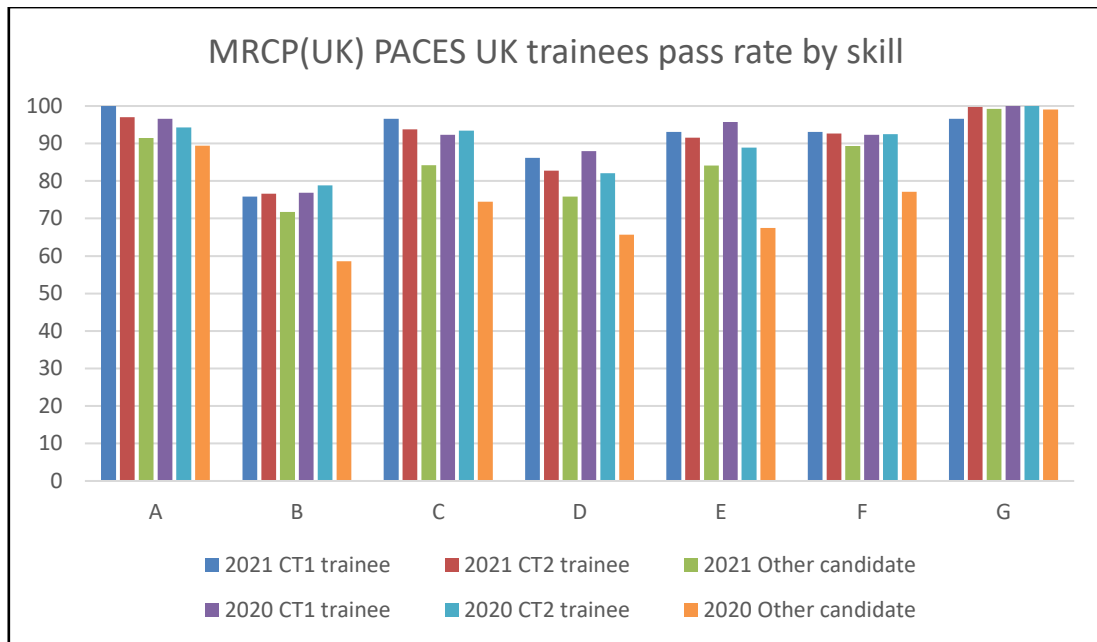
**Figure 2.** Pass rates for UK trainees and other candidates by gender and ethnicity. Note that the percentages are calculated using scores from all attempts made at the examination.

Female candidates have higher pass rates than Male candidates and White candidates have higher pass rates than BAME, for both UK trainees and other candidates groups.

**Pass rate and performance by skill**

The seven skills are:

- A Physical Examination
- B Identifying Physical Signs
- C Clinical Communication
- D Differential Diagnosis
- E Clinical Judgement
- F Managing Patients’ Concerns
- G Maintaining Patient Welfare



**Figure 3.** Performance by skill for CT1 and CT2 UK trainees and other candidates. Note that the percentages are calculated using scores from all attempts made at the examination.

Skill G – Maintaining Patient Welfare - has the highest pass rate

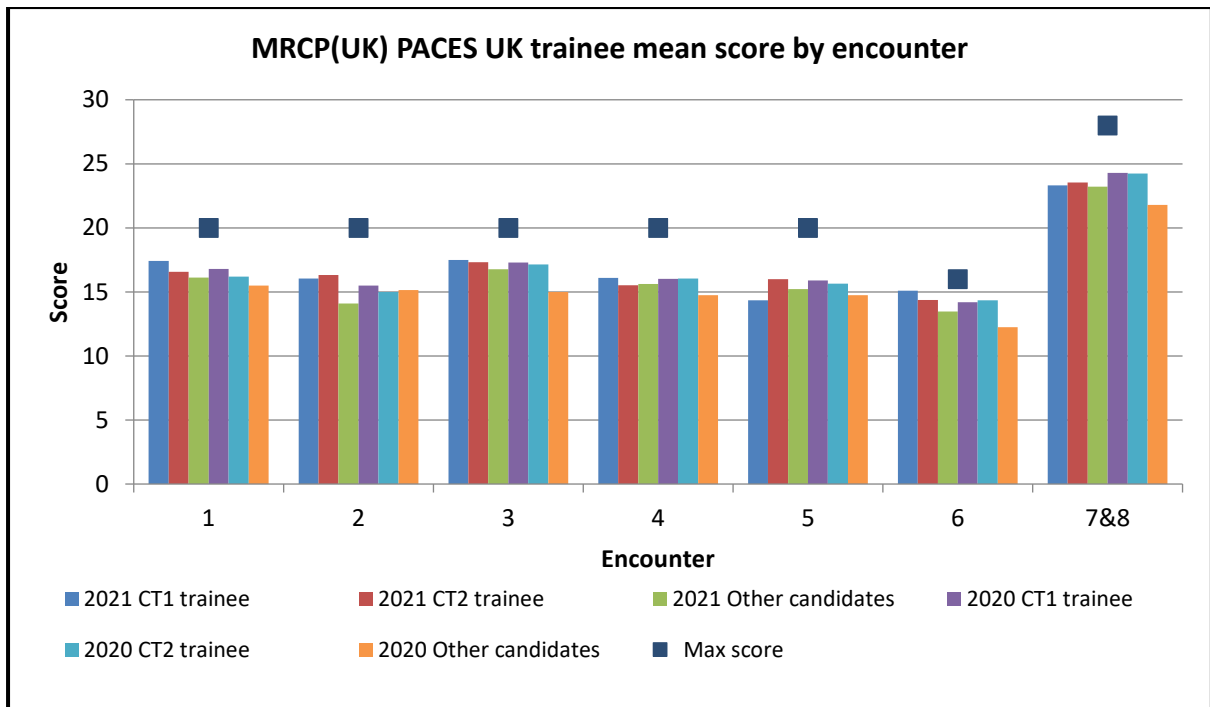
Skill B – Identifying Physical Signs - has the lowest pass rate

### Performance by individual encounter

There are eight patient encounters across the five stations in PACES.

Station	Encounter
1	1: Respiratory 2: Abdominal
2	3: History Taking
3	4: Cardiovascular 5: Nervous System (Neurological)
4	6: Communication skills and ethics
5	7 & 8: Brief Clinical Consultation 1 & 2

Compared to the maximum achievable score, the 2021 mean of the communication encounter 6 (Station 4) has the smallest difference for CT1, CT2 trainees and Other candidates. Also in 2021, encounter 5 (Station 2) has the highest difference for CT1 trainees, encounter 4 (station 3) for CT2 trainees, while for Other candidates encounter 2 (Station 1) has the highest difference.



**Figure 4.** Performance by encounter for CT1 and CT2 UK trainees and other candidates. Note that the average scores are calculated using scores from all attempts made at the examination.

**MRCP(UK) Research Unit  
February 2022**