

MRCP(UK) Part 2 Clinical Examination performance report 2019

The MRCP(UK) Part 2 Clinical Examination (Practical Assessment of Clinical Examination Skills - PACES) is designed to test the clinical knowledge and skills of trainee doctors who hope to enter higher specialist training (ST3). The examination sets rigorous standards to ensure that trainees are competent across a range of skills and ready to provide a high standard of care to patients. To pass PACES, candidates must achieve a minimum standard in each of the seven skills assessed and attain a minimum total score of 130 across the whole assessment.

In 2019 6,999 candidates sat the MRCP(UK) Part 2 Clinical Examination; 2,862 declared that they are in UK training while the candidates who did not declare their training details (4,137) are reported as ‘other candidates’.

Pass rate and performance by attempt

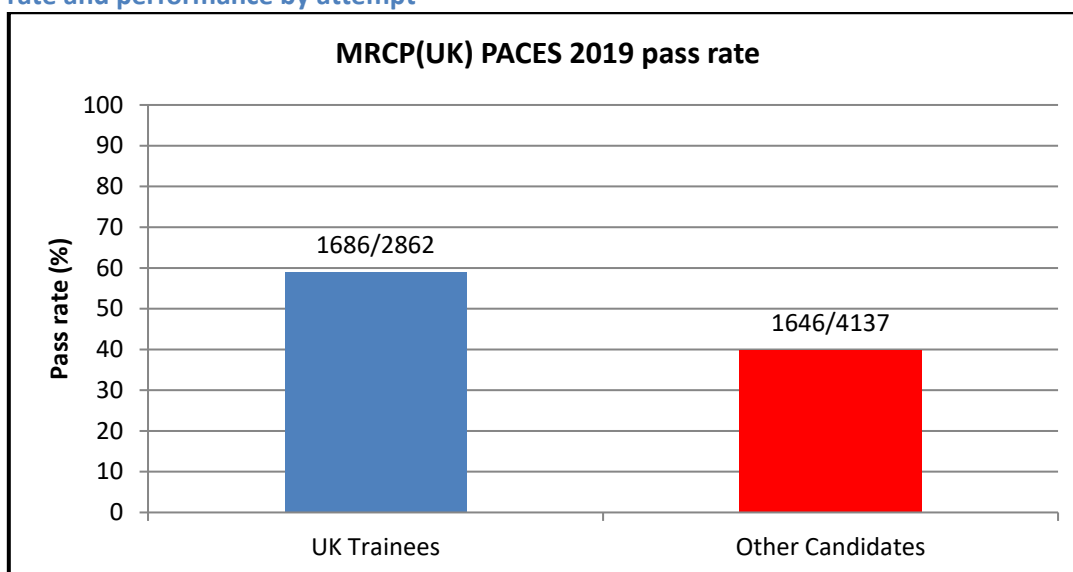


Figure 1. Pass rates for UK trainees and other candidates. Note that training details are self-declared.

UK trainee’s pass rate at first attempt = 61.9% (1054/1704)

Other candidates’ pass rate at first attempt = 40.3% (743/1844)

UK trainees				
Attempt	Pass	Fail	Total	Pass rate (%)
1	1054	650	1704	61.9
2-6	613	508	1121	54.7
7+	19	18	37	51.4
Total	1686	1176	2862	58.9

Other candidates				
Attempt	Pass	Fail	Total	Pass rate (%)
1	743	1101	1844	40.3
2-6	877	1350	2227	39.4
7+	26	40	66	39.4
Total	1646	2491	4137	39.8

Table 1. Pass/Fail rates by Attempt for UK trainees and other candidates. Candidates will be counted multiple times if they have sat on more than one occasion. For example if a candidate failed at the second attempt but passed on the third, they would be in the fail column for the second attempt but pass column for the third attempt.

More information about the limit on the number of attempts can be found on the MRCP(UK) website: <https://www.mrcpuk.org/mrcpuk-examinations/regulations/limit-attempts>

Pass rate and performance by gender and ethnicity

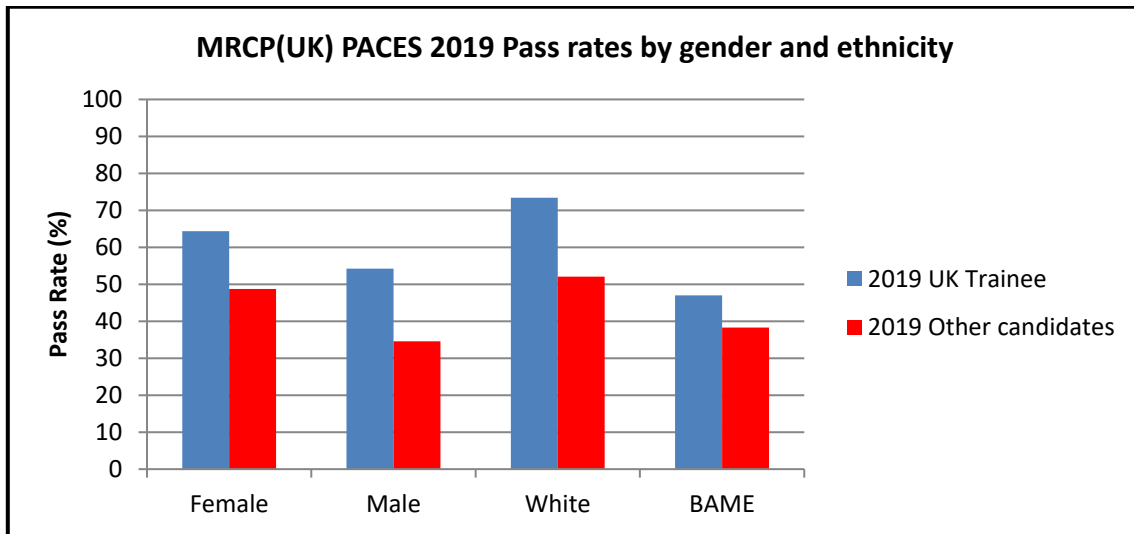


Figure 2. Pass rates for UK trainees and other candidates by gender and ethnicity. Note that the percentages are calculated using scores from all attempts made at the examination.

Female candidates have higher pass rates than Male candidates and White candidates have higher pass rates than BAME, for both UK trainees and other candidates groups.

Pass rate and performance by skill

The seven skills are:

- A Physical Examination
- B Identifying Physical Signs
- C Clinical Communication
- D Differential Diagnosis
- E Clinical Judgement
- F Managing Patients’ Concerns
- G Maintaining Patient Welfare

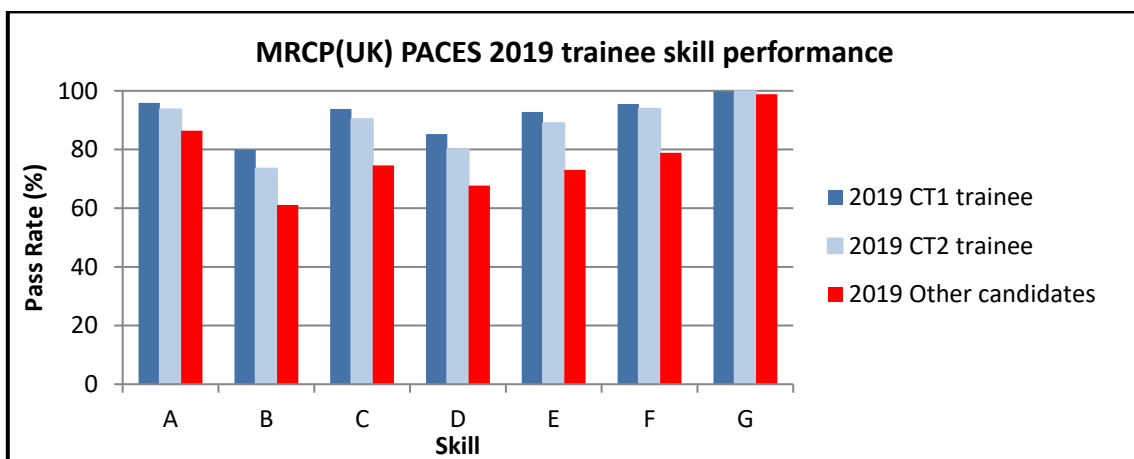


Figure 3. Performance by skill for CT1 and CT2 UK trainees and other candidates. Note that the percentages are calculated using scores from all attempts made at the examination.

Skill G – Maintaining Patient Welfare - has the highest pass rate
 Skill B – Identifying Physical Signs - has the lowest pass rate

Performance by individual encounter

There are eight patient encounters across the five stations in PACES.

Station	Encounter
1	1: Respiratory 2: Abdominal
2	3: History Taking
3	4: Cardiovascular 5: Nervous System (Neurological)
4	6: Communication skills and ethics
5	7 & 8: Brief Clinical Consultation 1 & 2

Compared to the maximum achievable score, the mean of the communication encounter (Station 4) has the smallest difference for CT1 and CT2 trainees while the cardiovascular encounter (Station 3), for CT1 trainees, and Nervous system encounter 5, for CT 2 trainees, have the highest difference (more difficult). For the Other candidates group, the smallest difference is at communication encounter (Station 4) and the highest at the cardiovascular and nervous system encounter (Station 3).

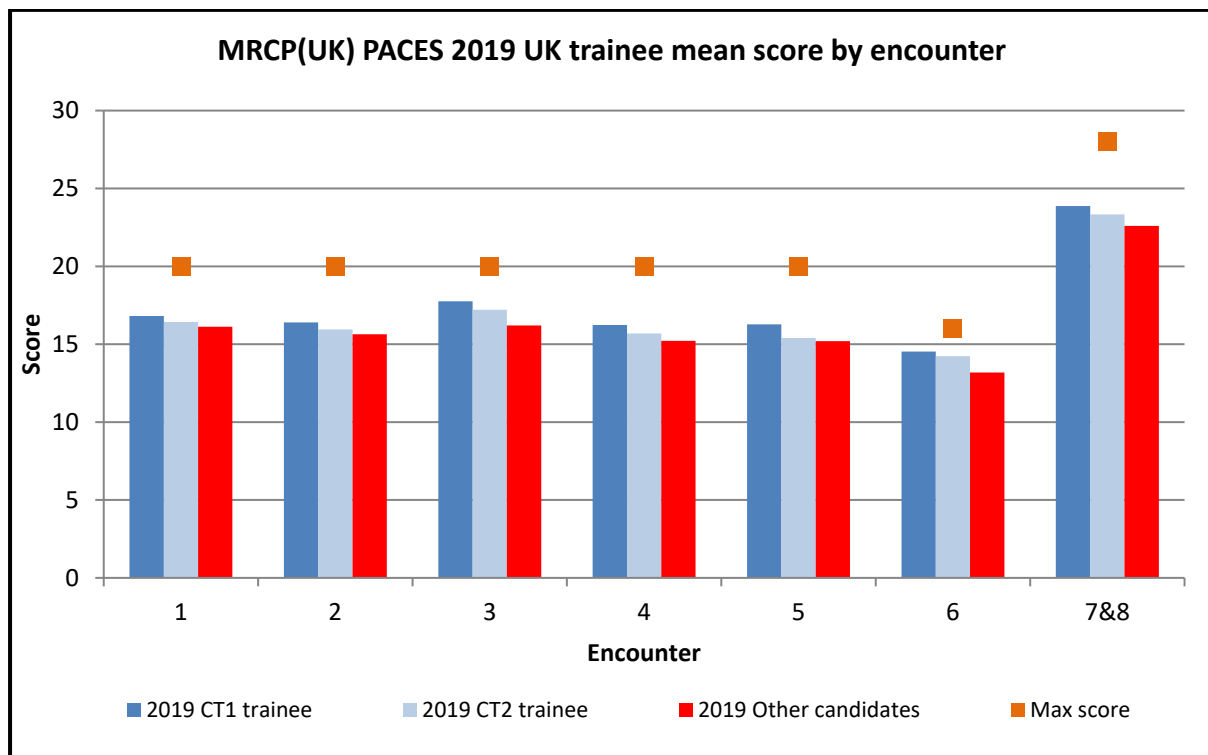


Figure 4. Performance by encounter for CT1 and CT2 UK trainees and other candidates. Note that the average scores are calculated using scores from all attempts made at the examination.

MRCP(UK) Research Unit
March 2020