

MRCPUK Part 2 Clinical Examination performance report 2015

The MRCPUK Part 2 Clinical Examination (Practical Assessment of Clinical Examination Skills - PACES) is designed to test the clinical knowledge and skills of trainee doctors who hope to enter higher specialist training (ST3). The examination sets rigorous standards to ensure that trainees are competent across a range of skills and ready to provide a high standard of care to patients. To pass PACES, candidates must achieve a minimum standard in each of the seven skills assessed and attain a minimum total score of 130 across the whole assessment.

In 2015 4,484 candidates sat the MRCPUK Part 2 Clinical Examination; 2,147 declared that they are in UK training while the candidates who did not declare their training details (2,337) are reported as ‘other candidates’.

Pass rate and performance by attempt

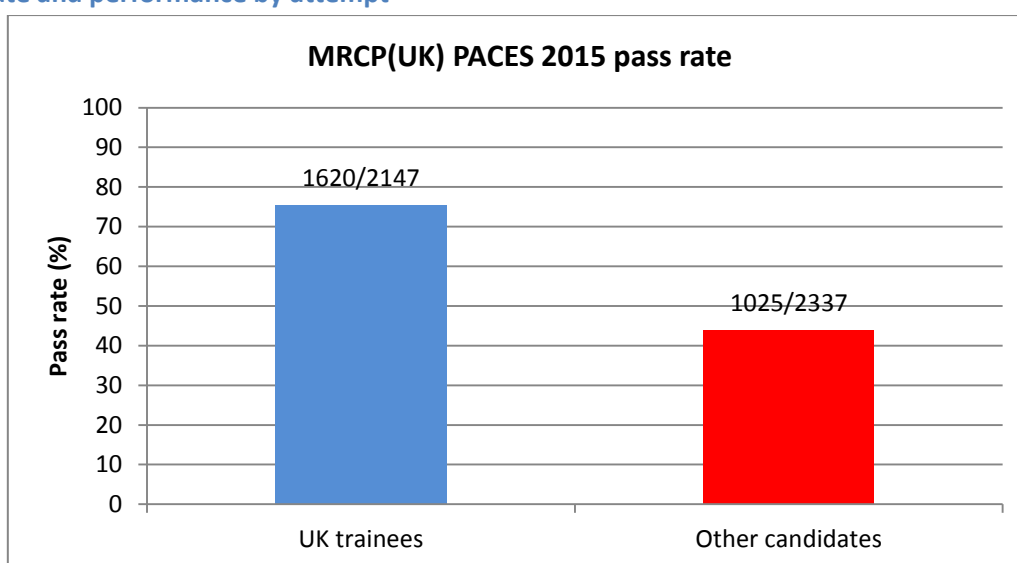


Figure 1. Pass rates for UK trainees and other candidates. Note that these figures are the pass rates of individual candidates rather than pass rates of the total number of attempts made.

UK trainee’s pass rate at first attempt = 61.6% (1004/1629)

Other candidate’s pass rate at first attempt = 36.4% (526/1446)

UK trainees				
Attempt	Pass	Fail	Total	Pass rate (%)
1	1004	625	1629	61.6%
2-6	595	549	1144	52.0%
7+	21	28	49	42.9%
Total	1620	1202	2822	57.4%

Other candidates				
Attempt	Pass	Fail	Total	Pass rate (%)
1	526	920	1446	36.4%
2-6	486	978	1464	33.2%
7+	13	50	63	20.6%
Total	1025	1948	2973	34.5%

Table 1. Pass/Fail rates by Attempt for UK trainees and other candidates. Candidates will be counted multiple times if they have sat on more than one occasion. For example if a candidate failed at the second attempt but passed on the third, they would be in the fail column for the second attempt but pass column for the third attempt.

More information about the limit on the number of attempts can be found on the MRCPUK website: <https://www.mrcpuk.org/mrcpuk-examinations/regulations/limit-attempts>

Pass rate and performance by skill

The seven skills are:

- A Physical Examination
- B Identifying Physical Signs
- C Clinical Communication
- D Differential Diagnosis
- E Clinical Judgement
- F Managing Patients' Concerns
- G Maintaining Patient Welfare

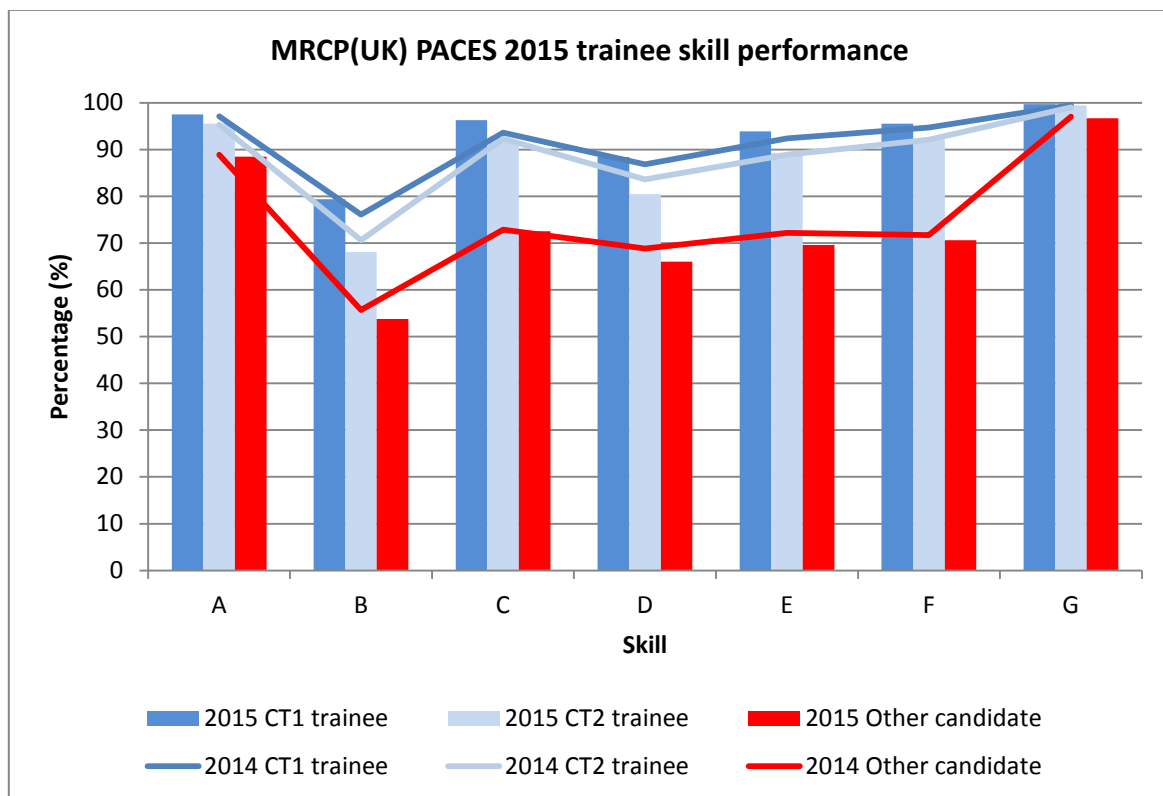


Figure 2. Performance by skill for CT1 and CT2 UK trainees and other candidates. Note that the percentages are calculated using scores from all attempts made at the examination.

Skill G – Maintaining Patient Welfare - has the highest pass rate

Skill B – Identifying Physical Signs - has the lowest pass rate

Performance by individual encounter

There are eight patient encounters across the five stations in PACES.

Station	Encounter
1	1: respiratory system examination 2: abdominal system examination
2	3: history-taking skills
3	4: cardiovascular system examination (CVS) 5: nervous system examination (neurological)
4	6: communication skills and ethics
5	7: brief clinical consultation 1 & 2

The Brief Clinical Consultation (BCC) encounters in Station 5 have the highest proportional mean score (i.e. candidates perform better in this encounter) and the Neurology encounter has the lowest proportional mean score.

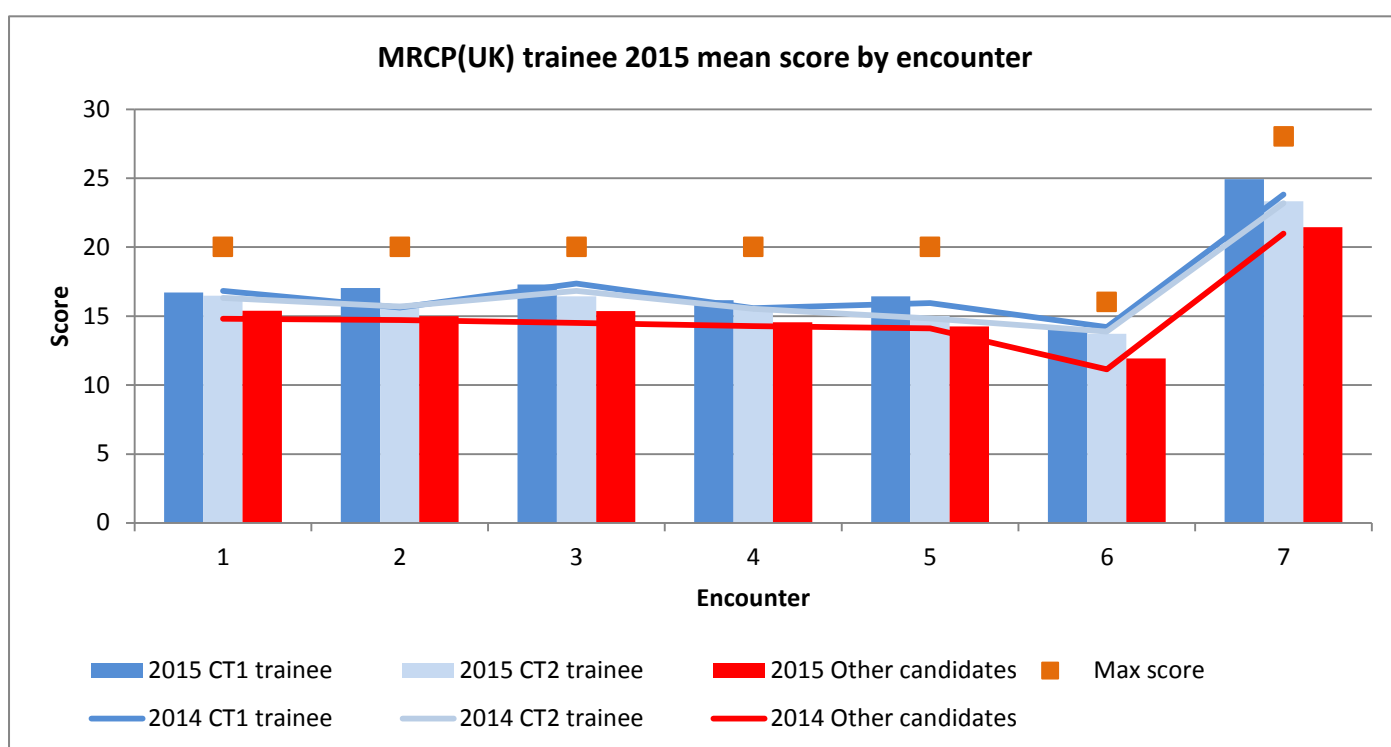


Figure 3. Performance by encounter for CT1 and CT2 UK trainees and other candidates. Note that the average scores are calculated using scores from all attempts made at the examination.

MRCP(UK) Research Unit
January 2016