

## MRCP(UK) PACES Spring 2022

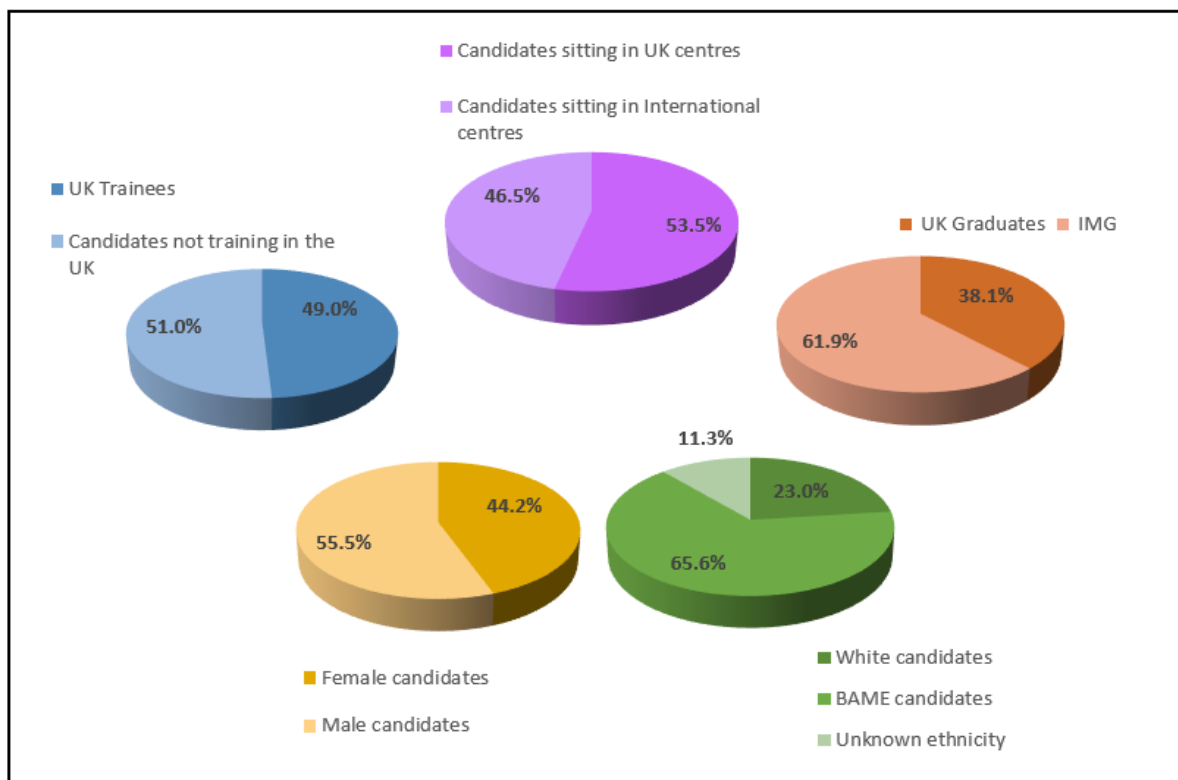
### Performance report

#### Exam statistics

Number of candidates sitting	Number of UK Trainees	Candidates not training in the UK	Number of UK Graduates	Number of International Medical Graduates (IMG)
1666	817	849	635	1031
100%	49.0%	51.0%	38.1%	61.9%

Candidates sitting in UK centres	Candidates sitting in International centres	Female candidates	Male candidates	White candidates	BAME candidates	Unknown ethnicity
891	775	736	924	384	1093	189
53.5%	46.5%	44.2%	55.5%	23.0%	65.6%	11.3%

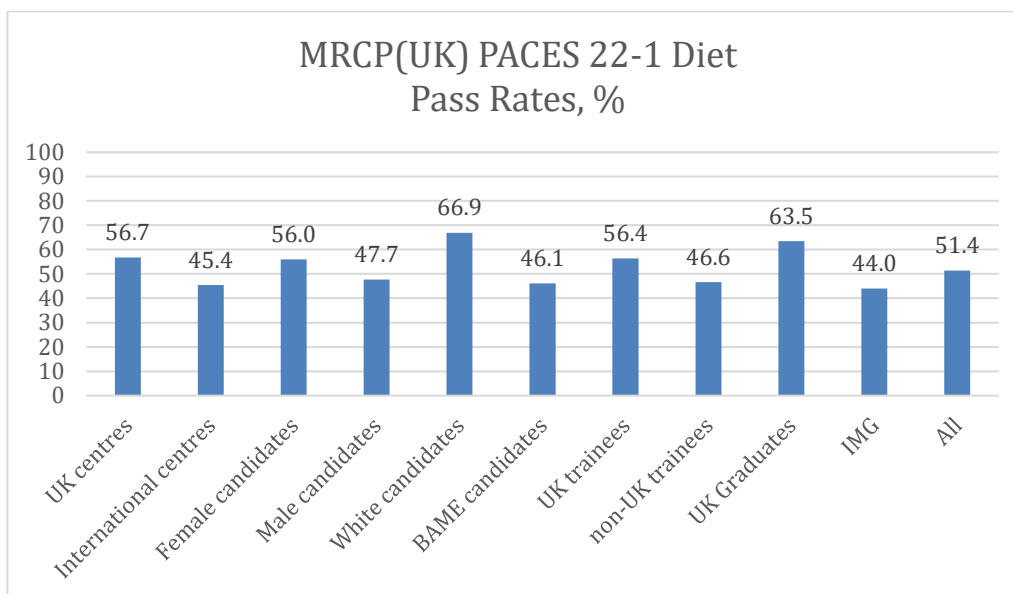
The number of female candidates is lower than male candidates, there are more BAME than White candidates. The number of non-UK trainees is slightly higher than number of self-declared UK trainees. All candidates sitting PACES in 22-1 diet were assessed via a video link in Station 2 and Station 4 to comply with COVID-19 health and safety rules.




## Candidate performance

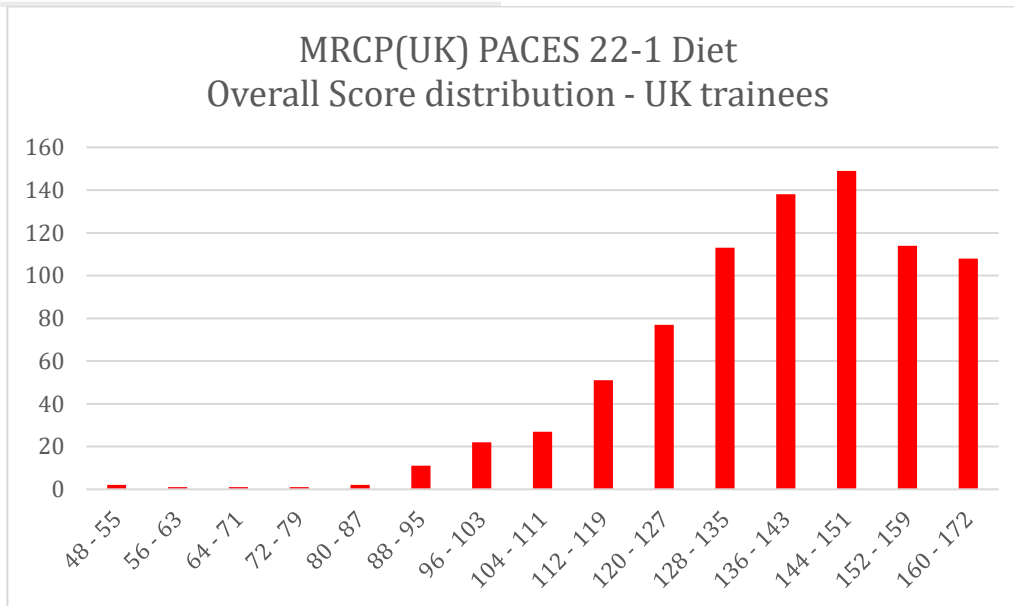
Candidate numbers are smaller and pass rates for all groups are higher when compared to diets pre Covid.

Female candidates have a higher pass rate than male candidates, White candidates are passing in a higher proportion than BAME candidates and UK trainees have a higher pass rate than those not in UK training (Note: data on training is self-declared).




Candidate scores distribution shows most candidates scoring between 120 and 151 (mean=136, stdev=19.9, median=139, mode=149). UK trainees had a mean score of 139 and stdev = 18.7 (median = 142, mode= 142). The pass mark is established at **130** and candidates also have to pass all skills.






## Skills and Encounters performance

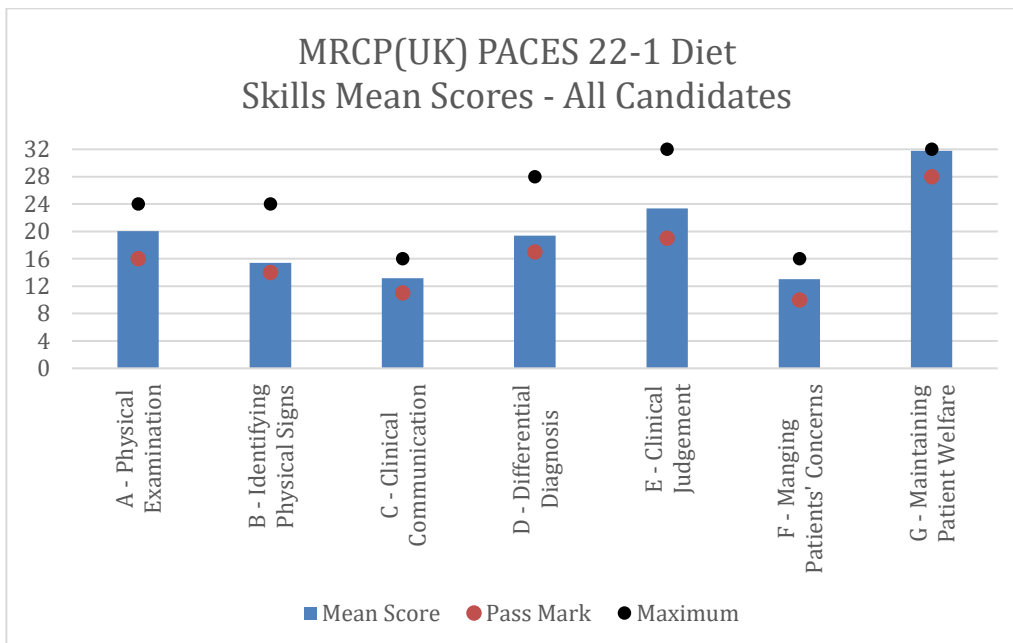
For all candidates skill B has the lowest pass rate, 66.7%, while skill G has the highest pass rate, 99.6%. UK trainees are passing skill B in proportion of 70.9%, while the highest proportion is for skill G, 99.8%.

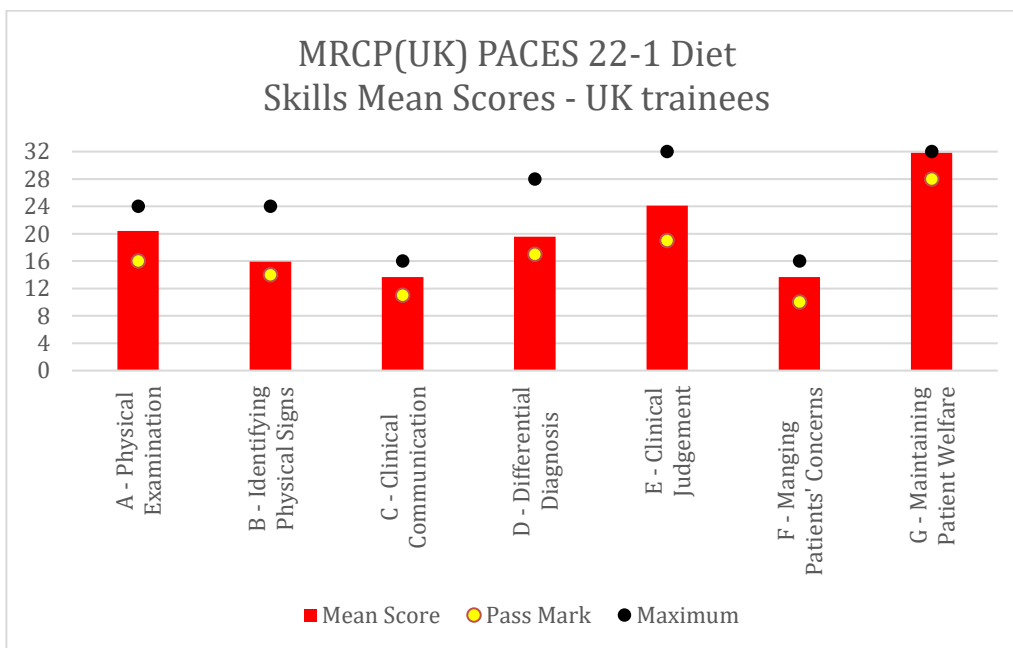



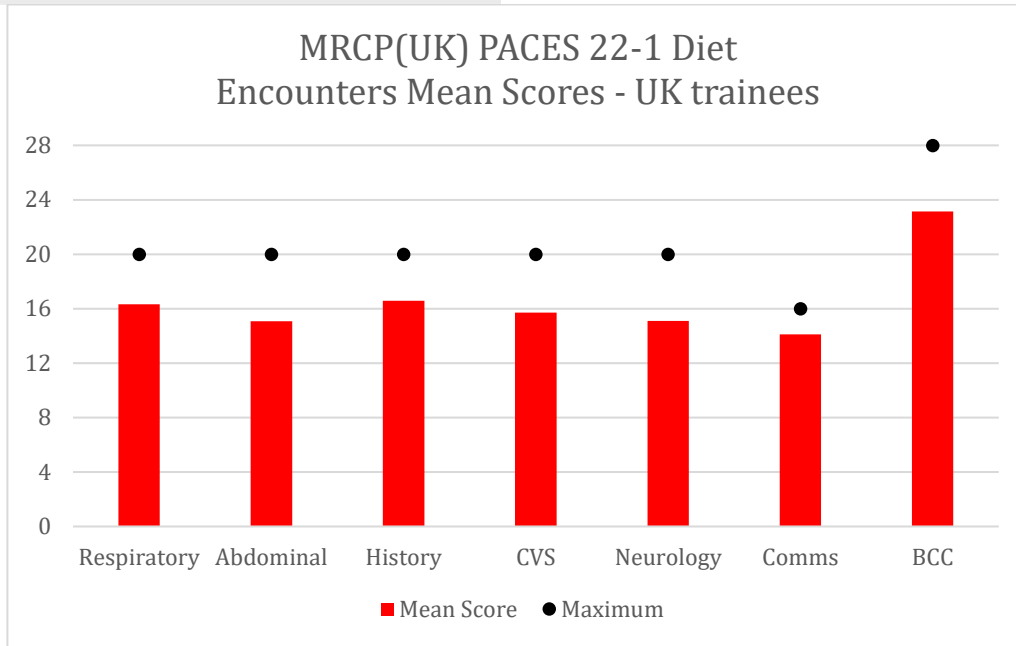


**All candidates:** skill G has the highest proportional average score (31.8/32; 99.4%) whereas skill B has the lowest proportional score (15.4/24; 64.2%) and these are consistent with historical data. The Communications encounter has the highest proportional mean score (13.3/16; 83.2%) and the Neurology encounter has the lowest (14.9/20; 74.4%).

**UK trainees:** skill G has the highest proportional average score (31.8/32; 99.4%) whereas skill B has the lowest proportional score (15.9/24; 66.4%) and these are consistent with historical data. The Communications encounter has the highest proportional mean score (14.1/16; 88.2%) and both Abdominal and Neurology encounters have the lowest (15.1/20; 75.5%).







MRCP(UK) Research team  
June 2022