

SPECIALTY TRAINING CURRICULUM

FOR

DERMATOLOGY

AUGUST 2010

(AMENDMENT AUGUST 2012)

Joint Royal Colleges of Physicians Training Board

**5 St Andrews Place
Regent's Park
London NW1 4LB**

Telephone: (020) 79351174

Facsimile: (020)7486 4160

Email: ptb@jrcptb.org.uk

Website: www.jrcptb.org.uk

Table of Contents

1	Introduction.....	3
2	Rationale	3
2.1	Purpose of the Curriculum	3
2.2	Development.....	3
2.3	Training Pathway	4
2.4	Enrolment with JRCPTB	5
2.5	Duration of Training	5
2.6	Less Than Full Time Training (LTFT).....	6
2.7	Dual CCT.....	7
3	Content of Learning	7
3.1	Programme Content and Objectives	7
3.2	Good Medical Practice	7
3.3	Syllabus	8
4	Learning and Teaching	74
4.1	The Training Programme	74
4.2	Teaching and Learning Methods.....	75
4.3	Research	78
4.4	Academic Training	79
5	Assessment.....	80
5.1	The Assessment System	80
5.2	Assessment Blueprint	81
5.3	Assessment Methods.....	81
5.4	Decisions on Progress (ARCP)	82
5.5	ARCP Decision Aid	83
5.6	Penultimate Year Assessment (PYA).....	85
5.7	Complaints and Appeals	86
6	Supervision and Feedback	86
6.1	Supervision	86
6.2	Appraisal.....	88
7	Managing Curriculum Implementation	88
7.1	Intended Use of Curriculum by Trainers and Trainees	89
7.2	Recording Progress	89
8	Curriculum Review and Updating	89
9	Equality and Diversity	90
10	Appendix 1	93

1 Introduction

Dermatology is a challenging medical specialty which requires expertise in the treatment and the management of children and adults with skin disease. There are more than 4000 possible diagnoses and these involve conditions affecting the skin and appendages in every part of the body from the hair on the scalp to the mucosal lesions affecting the mouth and genital regions. Trainees are expected to achieve competency in the recognition, diagnosis and management of all the common conditions as well as develop awareness and some management expertise of the rarer ones. As such during the four year dermatology training programme it is expected that the dermatology registrar will build on the general history taking competencies developed during their foundation training as well as develop the specific skills needed to take an adequate dermatology history. In the context of dermatology this would involve the diagnosis and management of medical and surgical dermatology problems in children and adults with due consideration given to the context of any pre-existing medical problems and any relevant socioeconomic issues within the family.

This curriculum relates to specialty training in dermatology. Trainees will enter this programme following the completion of a Core Training programme. The curriculum defines specialty training leading to CCT in dermatology.

The curriculum applies to specialty trainees in dermatology and the length of the programme is 4 years. The curriculum delivers the acquisition of all competencies required for a Consultant Dermatologist practicing in the National Health Service in the UK.

The curriculum has been created by the SAC in Dermatology, in consultation with specialist groups of the British Association of Dermatologists. See appendix 1 for a list of contributors.

2 Rationale

2.1 Purpose of the Curriculum

The purpose of this curriculum is to define the process of training and the competencies needed for the award of a certificate of completion of training (CCT) in Dermatology.

The curriculum covers training in all four nations of the UK.

2.2 Development

This curriculum was developed by the Specialty Advisory Committee for Dermatology under the direction of the Joint Royal Colleges of Physicians Training Board (JRCPTB). It replaces the previous version of the curriculum dated May 2007, with changes to ensure the curriculum meets GMC's standards for Curricula and Assessment, and to incorporate revisions to the content and delivery of the training programme. Major changes from the previous curriculum include the incorporation of generic, leadership and health inequalities competencies.

The new curriculum has been written by the current SAC in dermatology following debate by the committee and specific feedback from trainees via the trainees committee of the British Association of Dermatologists (BAD). The committee members are experienced trainers from the UK, with special expertise in different

areas of dermatology. The committee also has lay/patient representation and trainee representation. Feedback has also been obtained from subspecialist groups of the BAD and others with expertise in teaching dermatology including local Training Programme Directors and chairs of Specialty Training Committees.

2.3 Training Pathway

Specialty training in Dermatology consists of core and higher speciality training. Core training provides physicians with: the ability to investigate, treat and diagnose patients with acute and chronic medical symptoms; and with high quality review skills for managing inpatients and outpatients. Higher speciality training then builds on these core skills to develop the specific competencies required to practise independently as a Dermatologist.

Core training may be completed in Paediatrics (ST1-3) followed by Core Medical Training (if required see below) or Core Medical Training (CMT ST1-2) or ACCS (ST1-2). The full curriculum for specialty training in Dermatology therefore consists of either:

1. The Framework of Competencies for Level 1 Training in Paediatrics plus the framework for CMT/or ACCS (if required)

Or

2. The curriculum for CMT or ACCS

plus

This specialty training curriculum for Dermatology.

The approved curriculum for CMT is a sub-set of the Curriculum for General Internal Medicine (GIM). A “Framework for CMT” has been created for the convenience of trainees, supervisors, tutors and programme directors. The body of the Framework document has been extracted from the approved curriculum but only includes the syllabus requirements for CMT and not the further requirements for acquiring a CCT in GIM.

For entrants to specialist training from a paediatric training route, successful completion of Level 1 Paediatrics training including the MRCPCH examination is a requirement. The competencies described in the curriculum will build on previous training. Where this has not provided adequate experience in the diagnosis and ongoing inpatient management of patients with a broad range of general medical problems, this will need to be completed to a level equivalent to the experience gained in Core Medical Training before the specialist curriculum may be followed. Doctors must be able to manage concurrent general medical problems in adult patients, within the context of dermatological disease, without immediate recourse to other specialists and in isolated units. This requires at least 12 months full time equivalent experience and competence in medicine at CMT level. This must be in acute medical specialties, including a minimum of 6 months managing patients on unselected medical take or equivalent.

There are common competencies that should be acquired by all physicians during their training period starting within the undergraduate career and developed throughout the postgraduate career, for example communication, examination and history taking skills. These are initially defined for CMT and then developed further in

the specialty. This curriculum supports the spiral nature of learning that underpins a trainee's continual development. It recognises that for many of the competences outlined there is a maturation process whereby practitioners become more adept and skilled as their career and experience progresses. It is intended that doctors should recognise that the acquisition of basic competences is often followed by an increasing sophistication and complexity of that competence throughout their career. This is reflected by increasing expertise in their chosen career pathway.

For those entering specialty training via CMT or ACCS, acquisition of full MRCP (UK) will be required before entry into ST3 (2011 onwards).

For those entering specialty training via the paediatric training route, acquisition of the MRCPCH plus 12 months minimum of Core Medical Training will be required before entry into ST3.

Doctors will undergo competitive selection into Dermatology specialty training using a nationally agreed person specification.

2.4 Enrolment with JRCPTB

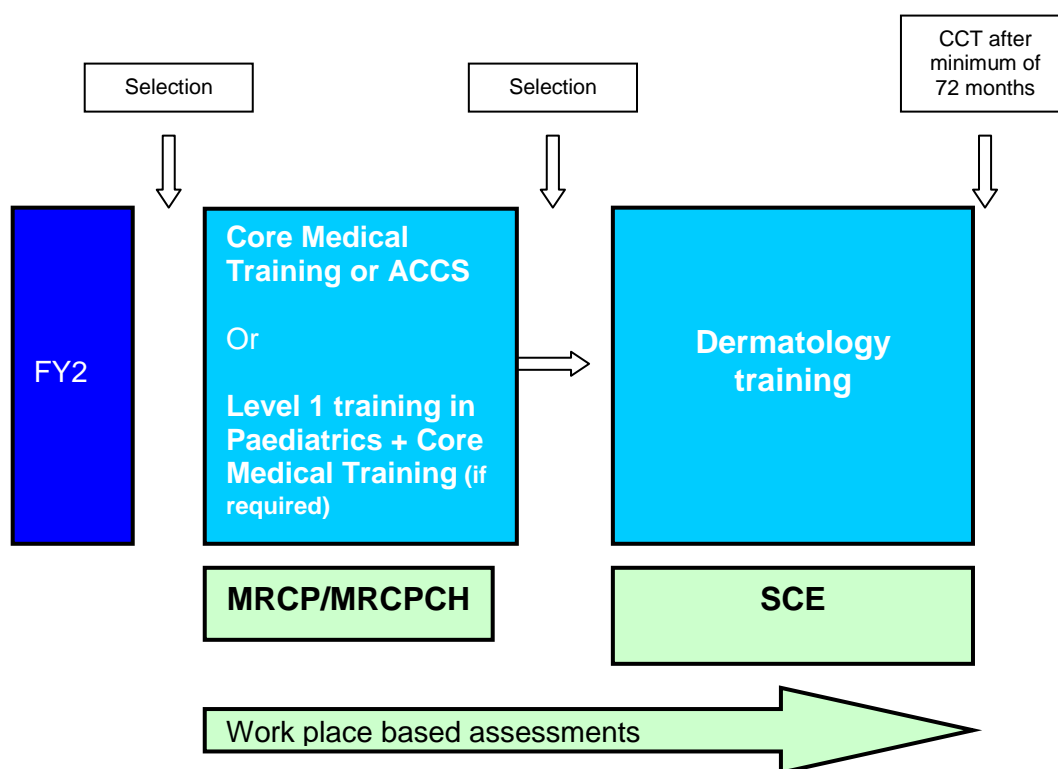
Trainees are required to register for specialist training with JRCPTB at the start of their training programmes. Enrolment with JRCPTB, including the complete payment of enrolment fees, is required before JRCPTB will be able to recommend trainees for a CCT. Trainees can enrol online at www.jrcptb.org.uk

2.5 Duration of Training

Entry to specialist training will take place usually following a period of foundation training. Thus the trainee will be expected to have achieved foundation programme competencies, or the equivalent.

Although this curriculum is competency-based, the duration of training must meet the European minimum of four years for full time specialty training adjusted accordingly for flexible training (EU directive 2005/36/EC). The SAC has advised that training from ST1 will usually be completed in six years in full time training (2 years core plus 4 years specialty training) this is shown in fig.1.0 below.

Fig 1.0



2.6 Less Than Full Time Training (LTFT)

Trainees who are unable to work full-time are entitled to opt for less than full time training programmes. EC Directive 2005/36/EC requires that:

- LTFT shall meet the same requirements as full-time training, from which it will differ only in the possibility of limiting participation in medical activities.
- The competent authorities shall ensure that the competencies achieved and the quality of part-time training are not less than those of full-time trainees.

The above provisions must be adhered to. LTFT trainees should undertake a pro rata share of the out-of-hours duties (including on-call and other out-of-hours commitments) required of their full-time colleagues in the same programme and at the equivalent stage.

EC Directive 2005/36/EC states that there is no longer a minimum time requirement on training for LTFT trainees. In the past, less than full time trainees were required to work a minimum of 50% of full time. With competence-based training, in order to retain competence, in addition to acquiring new skills, less than full time trainees would still normally be expected to work a minimum of 50% of full time. If you are returning or converting to training at less than full time please complete the LTFT application form on the JRCPTB website www.jrcptb.org.uk.

Funding for LTFT is from deaneries and these posts are not supernumerary. Ideally therefore 2 LTFT trainees should share one post to provide appropriate service cover.

Less than full time trainees should assume that their clinical training will be of a duration pro-rata with the time indicated/recommended, but this should be reviewed during annual appraisal by their TPD and chair of STC and Deanery Associate Dean for LTFT training. As long as the statutory European Minimum Training Time (if relevant), has been exceeded, then indicative training times as stated in curricula may be adjusted in line with the achievement of all stated competencies

2.7 Dual CCT

Trainees who wish to achieve a CCT in General Internal Medicine (GIM) as well as dermatology must have applied for and successfully entered a training programme which was advertised openly as a dual training programme. Trainees will need to achieve the competencies, with assessment evidence, as described in both the dermatology and GIM curricula. Individual assessments may provide evidence towards competencies from both curricula. Postgraduate Deans wishing to advertise such programmes should ensure that they meet the requirements of both SACs.

3 Content of Learning

3.1 Programme Content and Objectives

This section contains the content of the specialist curriculum for dermatology. The duration will usually be 4 years full time training. The content is divided into progressive elements and modular elements.

The progressive elements will be delivered throughout the 4 years, and the trainee will build on each successive year's competencies. In the table for each progressive element there is a column describing the year in which the competence is expected to be acquired. This can be used with the ARCP decision aid to determine satisfactory progression through the training programme (see section 5.5).

The modular elements can be delivered at any point during the programme, usually as a specialist attachment to acquire specific competencies. On completion of the module the trainee will be expected to have acquired all the competencies described.

3.2 Good Medical Practice

In preparation for the introduction of licensing and revalidation, the General Medical Council has translated Good Medical Practice into a Framework for Appraisal and Assessment which provides a foundation for the development of the appraisal and assessment system for revalidation. The Framework can be accessed at http://www.gmc-uk.org/Framework_4_3.pdf [25396256.pdf](http://www.gmc-uk.org/Framework_4_3.pdf)

The Framework for Appraisal and Assessment covers the following domains:

Domain 1 – Knowledge, Skills and Performance

Domain 2 – Safety and Quality

Domain 3 – Communication, Partnership and Teamwork

Domain 4 – Maintaining Trust

The “GMP” column in the syllabus defines which of the 4 domains of the Good Medical Practice Framework for Appraisal and Assessment are addressed by each competency. Most parts of the syllabus relate to “Knowledge, Skills and Performance” but some parts will also relate to other domains.

3.3 Syllabus

Each table below contains a broad statement describing the competencies contained in that table. These are divided in to knowledge, skills and behaviours. For each of these the next column lists suitable assessment methods. The “Assessment Methods” shown are those that are appropriate as **possible** methods that could be used to assess each competency. It is not expected that all competencies will be assessed and that where they are assessed not every method will be used. See section 5.2 for more details.

“GMP” defines which of the 4 domains of the Good Medical Practice Framework for Appraisal and Assessment are addressed by each competency. See section 3.2 for more details.

The final column shows the year in which it is expected the trainee should acquire the competence. This applies to progressive elements only. For modular elements the competencies should be acquired during the year in which the module is undertaken.

The teaching and learning methods listed are appropriate **possible** methods for the competencies. It is not expected that all methods will be used in each case. There is space on the eportfolio for the trainee to plan with their educational supervisor which methods are appropriate for their programme (see section 4.2). It is an opportunity to create specific bespoke training plans appropriate to the trainee’s needs within that particular training programme. An indication of the length of time spent on each activity and the work place-based assessments to be arranged should also be included here.

Syllabus Table of Contents

Section A(i)	11
Progressive Elements.....	11
1. History Taking.....	12
2. Clinical Examination	13
3. Time Management and Decision Making	14
4. Decision Making and Clinical Reasoning	16
5. The Patient as Central Focus of Care	18
6. Prioritisation of Patient Safety in Clinical Practice	19
7. Team Working and Patient Safety	21
8. Principles of Quality and Safety Improvement.....	22
9. Infection Control	23
10. Relationships with Patients and Communication within a Consultation	25
11. Complaints and Medical Error.....	26
12. Communication with Colleagues and Cooperation	28
13. Health Promotion and Public Health	29
14. Legal Framework for Practice	31
15. Personal Behaviour	32
Section A(ii).....	35
Dermatology Specific Progressive Elements	35
1. Basic Science of the Skin	35
2. Medical Dermatology	35
3. Management of Chronic Disease.....	37
3a. Dermatological Pharmacology and Therapeutics	39
4. Infectious Diseases and Infestations of the Skin	41
5. Psychocutaneous Medicine	42
6. Dermatopathology	43
7. Dermatological Surgery: Skin Surgery	44
7a. Valid Consent	45
8. Skin Oncology: Radiotherapy and Skin Cancer	46
9. Breaking Bad News	48
10. Dressings and Wound Care.....	49
11. Ethical Research	50
12. Evidence and Guidelines	52
13. Audit	53
14. Teaching and Training	54
Section B.....	57
Modular Elements	57
1a. Cutaneous Allergy, Contact Dermatitis and Occupational Dermatoses	57
1b. Preparation of Medico Legal Reports.....	58
1c. Prick Testing	58
2. Paediatric Dermatology	59
3. Genetics	60
4. Cutaneous Laser Surgery	61
5. Cosmetic Dermatology	61
6a. Photosensitivity and Photodiagnosis.....	62
6b. Phototherapy and Photochemotherapy	63
6c. Photodynamic Therapy	64
7a. Genitourinary Medicine	65
7b. Vulval Dermatology.....	66
7c. Male Genital Disease.....	66
7d. Oral Medicine	67
8. Dermatology and Primary Health Care	68
9. Management and NHS structure.....	69
10. Medical Leadership.....	71

10a Personal Qualities.....	71
10b Working with others	71
10c Managing Services	72
10d Improving Services	72
10e Setting Direction	72

Section A(i)

Progressive Elements

These elements will be undertaken throughout specialist training. The final column indicates the year by which each competence is expected to be acquired.

General Principles of Patient Centred Medical Education

For each area of competence in this section it is anticipated that trainees will recall and build upon the competencies outlined by the Foundation Programme Curriculum and which they should have acquired during the Foundation Programme training period. It is recognised that for many of the competencies outlined there is a continuing maturation process which means that the practitioners will become more adept and skilled as their career progresses. It is intended that doctors recognise that these competencies become increasingly sophisticated throughout their career leading to improved ability to ascertain patient needs, make diagnoses and formulate inclusive treatment plans.

The first two common competencies cover the simple principles of history taking and clinical examination. These are competencies with which the specialist trainee should be well acquainted from earlier training. It is vital that these competencies are practiced to a high level by all specialty trainees who should be able to achieve competencies in all the descriptors early in their specialty training career.

To further aid decisions on progression of competence there are four descriptor levels included in the progressive elements. It is anticipated that ST3 and ST4 specialty trainees will achieve competencies to level 2 as these competencies will also have been covered in CMT, whereas the competencies defined by the level 3 and 4 descriptors will be acquired in the latter part of specialty training.

1. History Taking

To develop the ability to elicit a relevant focused history from patients with increasingly complex issues and in increasingly challenging circumstances

To record the history accurately and synthesise this with relevant clinical examination, establish a problem list increasingly based on pattern recognition including differential diagnosis and formulate a management plan that takes account of likely clinical evolution

Knowledge		Assessment Methods	GMP	Year of Achievement
Recognises importance of different elements of history		mini-CEX	1,2,3,4	1
Recognises that patients do not present history in structured fashion		mini-CEX	1,2,3,4	1
Knows likely causes and risk factors for conditions relevant to mode of presentation		mini-CEX	1,2	1
Recognises that the patient's agenda and the history should inform examination, investigation and management		mini-CEX	1	1
Recognises the importance of social and cultural issues and practices that may have an impact on health		mini-CEX, MSF, CbD	1	1
Skills				
Identifies and overcomes possible barriers to effective communication		mini-CEX	1,2,3,4	2
Communicates effectively with patients from diverse backgrounds and those with special communication needs, such as the need for interpreters		mini-CEX, PS, MSF, CbD	1,2,4	1
Manages time and draws consultation to a close appropriately		mini-CEX	1,2,3,4	3
Recognises that effective history taking in non-urgent cases may require several discussions with the patient and other parties, over time		mini-CEX	1,2,3,4	1
Supplements history with standardised instruments or questionnaires when relevant		mini-CEX	1,2,3,4	2
Manages alternative and conflicting views from family, carers, friends and members of the multi-professional team		mini-CEX	1,2,3,4	3
Assimilates history from the available information from patient and other sources including members of the multi-professional team		mini-CEX	1,2,3,4	2
Where values and perceptions of health and health promotion conflict, facilitates balanced and mutually respectful decision making		mini-CEX, PS, CbD	1	2
Recognises and interprets appropriately the use of non verbal communication from patients and carers		mini-CEX	1,3	2
Focuses on relevant aspects of history		mini-CEX	1,3	3
Maintains focus despite multiple and often conflicting agendas		mini-CEX	1,2,3,4	3
Behaviours				
Shows respect and behaves in accordance with Good Medical Practice		mini-CEX, MSF	3,4	1
Level Descriptor				
1	Obtains records and presents accurate clinical history relevant to the clinical presentation Elicits most important positive and negative indicators of diagnosis, including an indication of patient's			

	<p>views</p> <p>Starts to screen out irrelevant information</p> <p>Format notes in a logical way and writes legibly</p> <p>Records regular follow up notes</p>
2	<p>Demonstrates ability to obtain relevant focussed clinical history in the context of limited time e.g. outpatients, ward referral</p> <p>Demonstrates ability to target history to discriminate between likely clinical diagnoses</p> <p>Records information in most informative fashion</p> <p>Writes a summary of the case when the patient has been seen and clerked by a more junior colleague</p> <p>Notes are always comprehensive, focused and informative</p> <p>Accurately summarises the details of the patient notes</p> <p>Demonstrates an awareness that effective history taking needs to take due account of patient's beliefs and understanding</p>
3	<p>Demonstrates ability to rapidly obtain relevant history in context of severely ill patients</p> <p>Demonstrates ability to obtain history in difficult circumstances e.g. from angry or distressed patient / relatives, or where communication difficulties are significant</p> <p>Demonstrates awareness of how own behaviour might impact on patient's health issues</p> <p>Demonstrates ability to keep interview focussed on most important clinical issues</p> <p>Writes timely, comprehensive, informative letters to patients and to GPs</p>
4	<p>Quickly focuses questioning to establish working diagnosis and relate to relevant examination, investigation and management plan in most acute and common chronic conditions in almost any environment</p> <p>In the context of non-urgent cases, demonstrates an ability to use time effectively as part of the information collection process</p> <p>Writes succinct notes and accurately summarises complex cases</p>

2. Clinical Examination

To develop the ability to perform focused, relevant and accurate clinical examination in patients with increasingly complex issues and in increasingly challenging circumstances			
To relate physical findings to history in order to establish diagnosis(es) and formulate a management plan			
Knowledge	Assessment Methods	GMP	Year of Achievement
Understands the need for a targeted and relevant clinical examination	CbD, mini-CEX	1	1
Understands the basis for clinical signs and the relevance of positive and negative physical signs	CbD, mini-CEX	1	2
Recognises constraints (including those that are cultural and social) to performing physical examination and strategies that may be used to overcome them	CbD, mini-CEX	1	1
Recognises the limitations of physical examination and the need for adjunctive forms of assessment to confirm diagnosis	CbD, mini-CEX	1	2
Recognises when the offer/use of a chaperone is appropriate or required	CbD, mini-CEX	1	1
Skills			
Performs an examination relevant that is time efficient, valid and targeted to the presentation and risk	CbD, mini-CEX	1	1
Recognises the possibility of deliberate harm (both self-harm and	CbD, mini-CEX	1,2	2

harm by others) in vulnerable patients and report to appropriate agencies			
Actively elicits important clinical findings	CbD, mini-CEX	1	2
Performs relevant adjunctive examinations	CbD, mini-CEX	1	3
Behaviours			
Shows respect and behaves in accordance with Good Medical Practice	CbD, mini-CEX, MSF	1,4	1
Ensures a clinically appropriate examination, whilst considering social, cultural and religious boundaries, communicating appropriately and make alternative arrangements where necessary	CbD, mini-CEX, MSF	1,4	1
Level Descriptor			
1	Accurately performs, describes and records findings from basic physical examination Elicits most important physical signs Uses and interprets findings adjuncts to basic examination appropriately e.g. blood pressure measurement and ankle brachial pressure index, dermoscopy, hair and skin microscopy		
2	Performs focused clinical examination, directed towards presenting complaint e.g. changing pigmented lesion, widespread blistering eruption, widespread psoriasis, severe childhood eczema Actively seeks and elicits relevant positive and negative signs Uses and interprets findings adjuncts to basic examination appropriately e.g. blood pressure measurement and ankle brachial pressure index, dermoscopy, hair and skin microscopy		
3	Performs and interprets relevant, advanced and focused clinical examination e.g. assessment of less common joints, neurological examination Elicits subtle findings Uses and interprets findings of advanced adjuncts to basic examination appropriately e.g. skin histology, full thickness skin biopsy and shave excision		
4	Rapidly and accurately performs and interprets focused clinical examination in challenging circumstances (e.g. dermatology emergencies such as toxic epidermal necrolysis, rapidly enlarging neonatal haemangioma, marrow suppression due to drug toxicity) or when managing multiple patient agendas such as widespread chronic psoriasis with loss of employment in the context of hepatitis C		

3. Time Management and Decision Making

To demonstrate increasing ability to prioritise and organise clinical and clerical duties in order to optimise patient care			
To demonstrate improving ability to make appropriate clinical and clerical decisions in order to optimise the effectiveness of the clinical team resource			
	Assessment Methods	GMP	Year of Achievement
Knowledge			
Understands that effective organisation is key to time management	CbD	1	1
Understands that some tasks are more urgent and/or more important than others	CbD	1	1
Understands the need to prioritise work according to urgency and importance	CbD	1	2

Maintains focus on individual patient needs whilst balancing multiple competing pressures	CbD	1	3
Understands that some tasks may have to wait or be delegated to others	CbD	1	2
Understands the roles, competencies and capabilities of other professionals and support workers	CbD	1	3
Outlines techniques for improving time management	CbD	1	3
Understands the importance of prompt investigation, diagnosis and treatment in disease and illness management	CbD, mini-CEX	1,2	1
Skills			
Estimates the time likely to be required for essential tasks and plans accordingly	CbD, mini-CEX	1	2
Groups together tasks when this will be the most effective way of working	CbD, mini-CEX	1	2
Recognises the most urgent / important tasks and ensures that they are managed expediently	CbD, mini-CEX	1	1
Regularly reviews and re-prioritises personal and team work load	CbD, mini-CEX	1	2
Organises and manages workload effectively and flexibly	CbD, mini-CEX	1	1
Makes appropriate use of other professionals and support workers	CbD, mini-CEX	1	2
Behaviours			
Recognises when oneself or others are falling behind and takes steps to rectify the situation	CbD, MSF	3	1
Remains calm in stressful or high pressure situations and adopts a timely, rational approach	MSF	1,2,3,4	3
Appropriately recognises and handles uncertainty within the consultation	MSF	1,2,3,4	3
Level Descriptor			
1	<p>Recognises the need to identify work and compiles a list of tasks</p> <p>Works systematically through tasks and attempts to prioritise</p> <p>Discusses the relative importance of tasks with more senior colleagues</p> <p>Understands importance of completing tasks and checks progress with more senior members of clinical team (doctors or nurses)</p> <p>Understands importance of communicating progress with other team members</p> <p>Able to express when finds workload too much</p>		
2	<p>Organises work appropriately and is able to prioritise</p> <p>When unsure, always consults more senior member of team</p> <p>Works with and guides more junior colleagues and takes work from them if they are seeming to be overloaded</p> <p>Discusses work on a daily basis with more senior members of team</p> <p>Completes work in a timely fashion</p>		
3	<p>Organises own daily work efficiently and effectively and supervises work of others</p> <p>Is known to be reliable</p> <p>Manages to balance apparently competing tasks</p> <p>Recognises the most important tasks and responds appropriately</p> <p>Anticipates when priorities should be changed</p>		

	Starting to lead and direct the clinical team in effective fashion Supports others who are falling behind Requires minimal organisational supervision
4	Automatically prioritises, reprioritises and manages workload in most effective and efficient fashion Communicates and delegates rapidly and clearly Automatically responsible for organising the clinical team Manages to supervise or guide the work of more than one team e.g. outpatient and ward team Calm leadership in stressful situations

4. Decision Making and Clinical Reasoning

To develop the ability to formulate a diagnostic and therapeutic plan for a patient according to the clinical information available

To develop the ability to prioritise the diagnostic and therapeutic plan; communicate a diagnostic and therapeutic plan appropriately

Knowledge	Assessment Methods	GMP	Year of Achievement
Defines the steps of diagnostic reasoning:	CbD, mini-CEX	1	1
Interprets history and clinical signs	CbD, mini-CEX	1	1
Conceptualises clinical problem in a medical and social context	CbD, mini-CEX	1	1
Generates hypothesis within context of clinical likelihood	CbD, mini-CEX	1	2
Tests, refines and verifies hypotheses	CbD, mini-CEX	1	2
Develops problem list and action plan	CbD, mini-CEX	1	2
Recognises how to use expert advice, clinical guidelines and algorithms	CbD, mini-CEX	1	2
Recognises and appropriately responds to sources of information accessed by patients	CbD, mini-CEX	1	2
Recognises the need to determine the best value and most effective treatment, both for the individual patient and for a patient cohort	CbD, mini-CEX	1,2	1
Defines the concepts of disease natural history and assessment of risk	CbD, mini-CEX	1	2
Recalls methods and associated problems of quantifying risk e.g. cohort studies	CbD	1	3
Outlines the concepts and drawbacks of quantitative assessment of risk or benefit e.g. numbers needed to treat	CbD	1	3
Describes commonly used statistical methodology	CbD, mini-CEX	1	3
Knows how relative and absolute risks are derived and the meaning of the terms predictive value, sensitivity and specificity in relation to diagnostic tests	CbD, mini-CEX	1	3
Skills			
Interprets clinical features, their reliability and relevance to clinical scenarios including recognition of the breadth of presentation of common disorders	CbD, mini-CEX	1	1
Recognises critical illness e.g. Toxic Epidermal necrolysis and responds with due urgency	CbD, mini-CEX	1	2
Generates plausible hypothesis(es) following patient assessment	CbD, mini-	1	2

		CEX		
Constructs a concise and applicable problem list using available information	CbD, mini-CEX	1		2
Constructs an appropriate management plan in conjunction with the patient, carers and other members of the clinical team and communicates this effectively to the patient, parents and carers where relevant	CbD, mini-CEX	1,3,4		2
Defines the relevance of an estimated risk of a future event to an individual patient	CbD, mini-CEX	1		3
Considers the risks and benefits of screening investigations e.g. skin cancer checks in renal transplant patients	CbD, mini-CEX	1		3
Applies quantitative data of risks and benefits of therapeutic intervention to an individual patient	CbD, mini-CEX	1		3
Behaviours				
Recognises the difficulties in predicting occurrence of future events	CbD, mini-CEX	1		1
Willing to discuss intelligibly with a patient the notion and difficulties of prediction of future events, and benefit/risk balance of therapeutic intervention	CbD, mini-CEX, MSF	3		1
Willing to adapt and adjust approaches according to the beliefs and preferences of the patient and/or carers	CbD, mini-CEX	3		1
Willing to facilitate patient choice	CbD, mini-CEX	3		1
Willing to search for evidence to support clinical decision making	CbD, mini-CEX	1,4		1
Demonstrates ability to identify one's own biases and inconsistencies in clinical reasoning	CbD, mini-CEX	1,3		1
Level Descriptor				
1	In a straightforward clinical case: Develops a provisional diagnosis and a differential diagnosis on the basis of the clinical evidence Institutes an appropriate investigative plan Institutes an appropriate therapeutic plan Seeks appropriate support from others Takes account of the patient's wishes and records them accurately and succinctly			
2	In a difficult clinical case: Develops a provisional diagnosis and a differential diagnosis on the basis of the clinical evidence Institutes an appropriate investigative plan Institutes an appropriate therapeutic plan Seeks appropriate support from others Takes account of the patient's wishes and records them accurately and succinctly			
3/4	In a complex, non-emergency case: Develops a provisional diagnosis and a differential diagnosis on the basis of the clinical evidence Institutes an appropriate investigative plan Institutes an appropriate therapeutic plan Seeks appropriate support from others Takes account of the patient's wishes and records them accurately and succinctly			

5. The Patient as Central Focus of Care

To develop the ability to prioritise the patient's agenda encompassing their beliefs, concerns expectations and needs			
Knowledge	Assessment Methods	GMP	Year of Achievemen
Outlines health needs of particular populations e.g. ethnic minorities and recognise the impact of health beliefs, culture and ethnicity in presentations of physical and psychological conditions	CbD	1	2
Ensure that all decisions and actions are in the best interests of the patient and the public good	mini-CEX, MSF	1,4	1
Skills			
Gives adequate time for patients and carers to express their beliefs ideas, concerns and expectations	mini-CEX	1,3,4	1
Responds to questions honestly and seek advice if unable to answer	CbD, mini-CEX	3	1
Encourages the health care team to respect the philosophy of patient focused care	CbD, mini-CEX, MSF	3	2
Develops a self-management plan with the patient	CbD, mini-CEX	1,3	3
Supports patients, parents and carers, where relevant, to comply with management plans	CbD, mini-CEX, PS	3	2
Encourages patients to voice their preferences and personal choices about their care	mini-CEX, PS	3	2
Behaviours			
Supports patient self-management	CbD, mini-CEX, PS	3	1
Recognises the duty of the medical professional to act as patient advocate	CbD, mini-CEX, MSF, PS	3,4	1
Respond to people in an ethical, honest and non-judgmental manner	mini-CEX, MSF, PS	1,2	1
Adopt assessments and interventions that are inclusive, respectful of diversity and patient-centred	mini-CEX, MSF, PS	1,4	1
Level Descriptor			
1	<p>Responds honestly and promptly to patient questions but knows when to refer for senior help</p> <p>Recognises the need for disparate approaches to individual patients</p> <p>Is always respectful to patients</p> <p>Introduces self clearly to patients and indicates own place in team</p> <p>Always checks that patients are comfortable and willing to be seen; asks about and explains all elements of examination before undertaking even taking a pulse</p> <p>Always warns patients of any procedure and is aware of the notion of implicit consent</p> <p>Never undertakes consent for a procedure that he/she is not competent to do</p> <p>Always seeks senior help when does not know answer to patients' queries</p> <p>Always asks patients if there is anything else they need to know or ask</p>		
2	<p>Recognises more complex situations of communication, accommodates disparate needs and develops strategies to cope</p> <p>Is sensitive to patients' own cultural concerns and norms</p> <p>Explains diagnoses and medical procedures in ways that enable patients to understand and make decisions</p>		

	about their own health care
3/4	Deals rapidly with more complex situations, promotes patients' self care and ensures all opportunities are outlined Discusses complex questions and uncertainties with patients to enable them to make decisions about difficult aspects of their health e.g. to opt for no treatment or to make end-of-life decisions

6. Prioritisation of Patient Safety in Clinical Practice

To understand that patient safety depends on the effective and efficient organisation of care, and health care staff working well together

To understand that patient safety depends on safe systems, not just individual competency and safe practice

To never compromise patient safety

To understand the risks of treatments and to discuss these honestly and openly with patients so that patients are able to make decisions about risks and treatment options

To ensure that all staff are aware of risks and work together to minimise risk

Knowledge	Assessment Methods	GMP	Year of Achievement
Outlines the features of a safe working environment	CbD, mini-CEX	1	1
Outlines the hazards of medical equipment in common use e.g. scarring due to use of a hyfrecator or dyspigmentation secondary to cryotherapy	CbD	1	2
Recalls principles of risk assessment and management	CbD	1	1
Recalls the components of safe working practice in the personal, clinical and organisational settings	CbD	1	1
Outlines local procedures and protocols for optimal practice e.g. bleeding post skin surgery or protocols for systemic immunosuppressives, criteria for biologicals	CbD, mini-CEX	1	2
Understands the investigation of significant events, serious untoward incidents and near misses	CbD, mini-CEX, SCE	1	3
Skills			
Recognises limits of own professional competence and only practices within these	CbD, mini-CEX	1	1
Recognises when a patient is not responding to treatment, reassesses the situation, and encourages others to do so e.g. when a patient does not demonstrate a PASI 50 or 75 whilst on biologicals	CbD, mini-CEX	1	2
Ensures the correct and safe use of medical equipment, ensuring faulty equipment is reported appropriately	CbD, mini-CEX	1	1
Improves patients' and colleagues' understanding of the side effects and contraindications of therapeutic intervention	CbD, mini-CEX	1,3	1
Sensitively counsels a colleague following a significant untoward event, or near incident, to encourage improvement in practice of individual and unit	CbD	3	3
Recognises and responds to the manifestations of a patient's deterioration or lack of improvement (symptoms, signs, observations, and laboratory results) and supports other members of the team to act similarly	CbD, mini-CEX, MSF	1	2
Behaviours			

Continues to maintain a high level of safety awareness and consciousness at all times	CbD, mini-CEX	2	1
Encourages feedback from all members of the team on safety issues	CbD, mini-CEX, MSF	3	1
Reports serious untoward incidents and near misses and co-operates with the investigation of the same	CbD, mini-CEX, MSF	3	1
Willing to take action when concerns are raised about performance of members of the healthcare team, and acts appropriately when these concerns are voiced by others	CbD, mini-CEX, MSF	3	2
Continues to be aware of one's own limitations, and operates within them competently	CbD, mini-CEX, MSF	1	1

Level Descriptor

1	<p>Respects and follows ward protocols and guidelines</p> <p>Takes direction from the nursing staff as well as medical team on matters related to patient safety</p> <p>Discusses risks of treatments with patients and is able to help patients make decisions about their treatment</p> <p>Does not hurry patients into decisions</p> <p>Always ensures the safe use of equipment</p> <p>Follows guidelines unless there is a clear reason for doing otherwise</p> <p>Acts promptly when a patient's condition deteriorates</p> <p>Always escalates concerns promptly</p>
2	<p>Demonstrates ability to lead team discussion on risk assessment and risk management and to work with the team to make organisational changes that will reduce risk and improve safety</p> <p>Understands the relationship between good team working and patient safety</p> <p>Is able to work with and, when appropriate, lead the whole clinical team</p> <p>Promotes patient's safety to more junior colleagues</p> <p>Recognises untoward or significant events and always reports these</p> <p>Leads discussion of causes of clinical incidents with staff and enables them to reflect on the causes</p> <p>Able to undertake a root cause analysis</p>
3	<p>Able to assess the risks across the system of care and to work with colleagues from different department or sectors to ensure safety across the health care system</p> <p>Involves the whole clinical team in discussions about patient safety</p>
4	<p>Shows support for junior colleagues who are involved in untoward events</p> <p>Is fastidious about following safety protocols and ensures that junior colleagues to do the same; is able to explain the rationale for protocols</p> <p>Demonstrates ability to lead an investigation of a serious untoward incident or near miss and synthesise an analysis of the issues and plan for resolution or adaptation</p>

Dermatology care is often delivered in a multi disciplinary team with skin cancer MDTs held weekly involving plastic surgeons, radiotherapists and oncologists as well as dermatologists. Also medical dermatology problems such as acne, eczema and psoriasis are increasingly managed in a triage system involving nurse specialists. More complex cases may require communication with other physicians.

7. Team Working and Patient Safety

To develop the ability to work well in a variety of different teams and team settings – for example the ward team and the infection control team - and to contribute to discussion on the team’s role in patient safety			
To develop the leadership skills necessary to lead teams so that they are more effective and better able to deliver safer care			
	Assessment Methods	GMP	Year of Achievement
Knowledge			
Outlines the components of effective collaboration and team working	CbD	1	1
Describes the roles and responsibilities of members of the healthcare team	CbD	1	1
Outlines factors adversely affecting a doctor’s and team performance and methods to rectify these	CbD	1	1
Skills			
Practices with attention to the important steps of providing good continuity of care	CbD, mini-CEX	1,3,4	2
Accurate, attributable note-keeping, including appropriate use of electronic clinical record systems	CbD, mini-CEX	1,3	1
Detailed hand over between shifts and areas of care	CbD, mini-CEX, MSF	1,3	1
Demonstrates leadership and management in the following areas: <ul style="list-style-type: none"> • Education and training of junior colleagues and other members of the healthcare team • Deteriorating performance of colleagues (e.g. stress, fatigue) • High quality care • Effective handover of care between shifts and teams 	CbD, mini-CEX, MSF	1,2,3	3
Leads and participates in interdisciplinary team meetings e.g. skin cancer MDT	CbD, mini-CEX	3	3
Provides appropriate supervision to less experienced colleagues	CbD, MSF	3	3
Behaviours			
Encourages an open environment to foster and explore concerns and issues about the functioning and safety of team working	CbD, MSF	3	1
Recognises and respects the request for a second opinion	CbD, MSF	3	1
Recognises the importance of induction for new members of a team	CbD, MSF	3	1
Recognises the importance of prompt and accurate information sharing with Primary Care team following hospital discharge	CbD, mini-CEX, MSF	3	1
Level Descriptor			
1	Works well within the multidisciplinary team and recognises when assistance is required from the relevant team member Demonstrates awareness of own contribution to patient safety within a team and is able to outline the roles		

	<p>of other team members</p> <p>Keeps records up-to-date, legible and relevant to the safe progress of the patient</p> <p>Hands over care in a precise, timely and effective manner</p>
2	<p>Demonstrates ability to discuss problems within a team to senior colleagues; provides an analysis and plan for change</p> <p>Demonstrates ability to work with the virtual team to develop the ability to work well in a variety of different teams e.g. the ward team and the infection control team, and to contribute to discussion on the team's role in patient safety</p> <p>Develops the leadership skills necessary to lead teams so that they are more effective and able to deliver better safer care</p>
3	<p>Leads multidisciplinary team meetings but promotes contribution from all team members</p> <p>Recognises need for optimal team dynamics and promotes conflict resolution</p> <p>Demonstrates ability to convey to patients after a handover of care that although there is a different team, the care is continuous</p>
4	<p>Leads multi-disciplinary team meetings allowing all voices to be heard and considered; fosters an atmosphere of collaboration</p> <p>Recognises situations in which others are better equipped to lead or where delegation is appropriate</p> <p>Demonstrates ability to work with the virtual team</p> <p>Ensures that team functioning is maintained at all times</p> <p>Promotes rapid conflict resolution</p>

8. Principles of Quality and Safety Improvement

To recognise the desirability of monitoring performance, learning from mistakes and adopting no blame culture in order to ensure high standards of care and optimise patient safety			
Knowledge	Assessment Methods	GMP	Year of Achievement
Understands the elements of clinical governance	CbD, SCE, MSF	1	2
Recognises that governance safeguards high standards of care and facilitates the development of improved clinical services	CbD, MSF	1,2	2
Defines local and national significant event reporting systems relevant to dermatology	CbD, mini-CEX	1	1
Recognises importance of evidence-based practice in relation to clinical effectiveness	CbD	1	1
Outlines local health and safety protocols (fire, manual handling etc)	CbD	1	1
Understands risk associated with the trainee's specialty work including biohazards and mechanisms to reduce risk	CbD	1	1
Outlines the use of patient early warning systems to detect clinical deterioration where relevant to the trainee's clinical specialty	CbD, mini-CEX	1	1
Skills			
Adopts strategies to reduce risk e.g. surgical pause	CbD	1,2	1
Contributes to quality improvement processes, for example: <ul style="list-style-type: none"> Audit of personal and departmental/directorate/practice performance Errors / discrepancy meetings Critical incident and near miss reporting 	AA, CbD	2	2

<ul style="list-style-type: none"> Unit morbidity and mortality meetings Local and national databases 			
Maintains a portfolio of information and evidence, drawn from own medical practice	CbD	2	1
Reflects regularly on own standards of medical practice in accordance with GMC guidance on licensing and revalidation	AA	1,2,3,4	1
Behaviours			
Willing to participate in safety improvement strategies such as critical incident reporting	CbD, MSF	3	1
Develops reflection in order to achieve insight into own professional practice	CbD, MSF	3	2
Demonstrates personal commitment to improve own performance in the light of feedback and assessment	CbD, MSF	3	1
Engages with an open no blame culture	CbD, MSF	3	1
Responds positively to outcomes of audit and quality improvement	CbD, MSF	1,3	1
Co-operates with changes necessary to improve service quality and safety	CbD, MSF	1,2	1
Level Descriptor			
1	Understands that clinical governance is the over-arching framework that unites a range of quality improvement activities. This safeguards high standards of care and facilitates the development of improved clinical services Maintains personal portfolio		
2	Defines key elements of clinical governance i.e. understands the links between organisational function and processes and the care of individuals Engages in audit and understands the link between audit and quality and safety improvement		
3	Demonstrates personal and service performance Designs audit protocols and completes audit cycle through an understanding the relevant changes needed to improve care and is able to support the implementation of change		
4	Leads in review of patient safety issues Implements change to improve service Understands change management Engages and guides others to embrace high quality clinical governance		

9. Infection Control

To develop the ability to manage and control infection in patients, including controlling the risk of cross-infection, appropriately managing infection in individual patients, and working appropriately within the wider community to manage the risk posed by communicable diseases			
Knowledge	Assessment Methods	GMP	Year of Achievement
Understands the principles of infection control as defined by the GMC	CbD, SCE, mini-CEX	1	1
Understands the principles of preventing infection in high risk groups (e.g. managing antibiotic use to reduce Clostridium difficile infection) including understanding the local antibiotic prescribing policy	CbD, mini-CEX	1	2
Understands the role of Notification of diseases within the UK and identifies the principle notifiable diseases for UK and international	CbD, mini-CEX	1	2

purposes			
Understands the role of the Health Protection Agency and Consultants in Health Protection (previously Consultants in Communicable Disease Control – CCDC)	CbD	1	2
Understands the role of the local authority in relation to infection control	CbD, mini-CEX	1	3
Knows how to access and use local health data	SCE, mini-CEX, CbD	1	3
Skills			
Recognises the potential for infection within patients being cared for	CbD	1,2	1
Counsels patients on matters of infection risk, transmission and control	CbD, mini-CEX, PS	2,3	1
Actively engages in local infection control procedures	CbD	1	1
Actively engages in local infection control monitoring and reporting processes	CbD	1,2	1
Prescribes antibiotics according to local antibiotic guidelines and works with microbiological services where this is not possible	CbD, mini-CEX	1	1
Recognises potential for cross-infection in clinical settings	CbD, mini-CEX	1,2	1
Practices aseptic technique whenever relevant	DOPS	1	1
Behaviours			
Encourages all staff, patients and relatives to observe infection control principles	CbD, MSF	1,3	1
Recognises the risk of personal ill-health as a risk to patients and colleagues in addition to its effect on performance	CbD, MSF	1,3	1
Level Descriptor			
1	<p>Always follows local infection control protocols, including washing hands before and after seeing all patients Is able to explain infection control protocols to students and to patients and their relatives; always defers to the nursing team about matters of ward management</p> <p>Aware of infections of concern – including MRSA and C difficile Aware of the risks of nosocomial infections Understands the links between antibiotic prescription and the development of nosocomial infections Always discusses antibiotic use with a more senior colleague</p>		
2	<p>Demonstrates ability to perform simple clinical procedures utilising effective aseptic technique Manages simple common infections in patients using first-line treatments Communicates effectively to the patient the need for treatment and any prevention messages to prevent re-infection or spread Liaises with diagnostic departments in relation to appropriate investigations and tests Knowledge of which diseases should be notified and undertake notification promptly</p>		
3	<p>Demonstrates an ability to perform more complex clinical procedures whilst maintaining aseptic technique throughout Identifies potential for infection amongst high risk patients obtaining appropriate investigations and considering the use of second line therapies Communicates effectively to patients and their relatives with regard to the infection, the need for treatment and any associated risks of therapy Works effectively with diagnostic departments in relation to identifying appropriate investigations and monitoring therapy</p>		

	Works in collaboration with external agencies in relation to reporting common notifiable diseases, and collaborates over any appropriate investigation or management
4	<p>Demonstrates an ability to perform most complex clinical procedures whilst maintaining full aseptic precautions, including those procedures which require multiple staff in order to perform the procedure satisfactorily</p> <p>Identifies the possibility of unusual and uncommon infections and the potential for atypical presentation of more frequent infections; managing these cases effectively with potential use of tertiary treatments being undertaken in collaboration with infection control specialists</p> <p>Works in collaboration with diagnostic departments to investigate and manage the most complex types of infection including those potentially requiring isolation facilities</p> <p>Works in collaboration with external agencies to manage the potential for infection control within the wider community, including communicating effectively with the general public and liaising with regional and national bodies where appropriate</p>

Issues of communication both with patients and carers and within the healthcare team are often causes of complaint and inadequate communication can lead to poorer standards of patient care. Specific issues are highlighted within this section to promote better communication generally and within certain situations.

10. Relationships with Patients and Communication within a Consultation

To develop the abilities to communicate effectively and sensitively with patients, relatives and carers			
Knowledge	Assessment Methods	GMP	Year of Achievement
States how to structure a consultation appropriately	CbD, mini-CEX, PS	1	1
States the importance of the patient's background, culture, education and preconceptions (beliefs, ideas, concerns, expectations) to the process	CbD, mini-CEX, PS	1	1
Skills			
Establishes a rapport with the patient and any other people (e.g. carers)	CbD, mini-CEX, PS	1,3	1
Utilise open and closed questioning appropriately	mini-CEX	1,3	1
Listens actively and questions sensitively to guide the patient and to clarify information	mini-CEX, PS	1,3	1
Identifies and manages communication barriers, tailoring language to the individual patient and others and using interpreters when indicated	CbD, mini-CEX, PS	1,3	1
Delivers information compassionately, being alert to and managing both the patient's and the trainee's emotional response (anxiety, antipathy etc)	CbD, mini-CEX	1,3,4	1
Uses and refers patients to appropriate written and other evidence-based information sources e.g. British Association of Dermatologists Patient Information Leaflets and appropriate websites	CbD, mini-CEX	1,3	1
Checks the patient's/carer's understanding, ensuring that all their concerns/questions have been covered	CbD, mini-CEX	1,3	1
Indicates when the consultation is nearing its end and concludes with a summary and appropriate action plan; asks the patient to summarise back to check his/her understanding	CbD, mini-CEX	1,3	2

Makes accurate contemporaneous records of the discussion	CbD, mini-CEX	1,3	1
Manages follow-up effectively and safely, utilising a variety of methods (e.g. phone call, email, letter)	CbD, mini-CEX	1	2
Ensures appropriate referral and communications with other healthcare professionals resulting from the consultation are made accurately and in a timely manner	mini-CEX, MSF	1,3	1
Behaviours			
Approaches the situation with courtesy, empathy, compassion and professionalism, especially by appropriate body language and endeavouring to ensure an appropriate physical environment; acts as an equal not a superior	CbD, mini-CEX, MSF, PS	1,3,4	1
Ensures appropriate personal language and behaviour	mini-CEX, MSF	1,3	1
Ensures that the approach is inclusive and patient-centred and respects the diversity of values in patients, carers and colleagues	CbD, mini-CEX, MSF, PS	1,3	1
Willing to provide patients with a second opinion	CbD, mini-CEX, MSF, PS	1,3	1
Uses different methods of ethical reasoning to come to a balanced decision where complex and conflicting issues are involved	CbD, mini-CEX, MSF	1,3	1
Is confident and positive in one's own values	CbD, mini-CEX	1,3	1
Level Descriptor			
1	Conducts simple consultation with due empathy and sensitivity and writes accurate records thereof		
2	Conducts interviews on complex concepts satisfactorily, confirming that accurate two-way communication has occurred		
3	Handles communication difficulties appropriately, involving others as necessary; establishes excellent rapport		
4	Shows mastery of patient communication in all situations, anticipating and managing any difficulties which may occur		

11. Complaints and Medical Error

To recognise the causes of error and to learn from them, to realise the importance of honesty and effective apology and to take a leadership role in the handling of complaints			
Knowledge	Assessment Methods	GMP	Year of Achievement
Basic consultation techniques and skills described for Foundation programme and to include: <ul style="list-style-type: none"> Describes the local complaints procedure Recognises factors likely to lead to complaints (poor communication, dishonesty, clinical errors, adverse clinical outcomes etc) Adopts behaviour likely to prevent causes for complaints Deals appropriately with concerned or dissatisfied patients or relatives Recognises when something has gone wrong and identify appropriate staff to communicate this with Acts with honesty and sensitivity in a non-confrontational manner 	CbD, MSF	1	1
Outlines the principles of an effective apology	CbD, MSF	1	1

Identifies sources of help and support for patients and trainees when a complaint is made about oneself or a colleague	CbD, MSF	1	2
Skills			
Contributes to processes whereby complaints are reviewed and learned from	CbD, MSF	1	1
Explains comprehensibly to the patient the events leading up to a medical error or serious untoward incident, and sources of support for patients and their relatives	CbD, MSF	1,3	2
Delivers an appropriate apology and explanation (either of error or for process of investigation of potential error and reporting of the same)	CbD, MSF	1,3,4	1
Distinguishes between system and individual errors (personal and organisational)	CbD, MSF	1	2
Shows an ability to learn from previous error	CbD, MSF	1	1
Behaviours			
Takes leadership over complaint issues	CbD, MSF	1	4
Recognises the impact of complaints and medical error on staff, patients, and the National Health Service	CbD, MSF	1,3	3
Contributes to a fair and transparent culture around complaints and errors	CbD, MSF	1	1
Recognises the rights of patients, family members and carers to make a complaint	CbD, MSF	1,4	1
Recognises the impact of a complaint upon self and seeks appropriate help and support	CbD	1,3	1
Level Descriptor			
1	If an error is made, immediately rectifies it and/or reports it Apologises to patient for any failure as soon as it is recognised, however small Understands and describes the local complaints procedure Recognises need for honesty in management of complaints Responds promptly to concerns that have been raised Understands the importance of an effective apology Learns from errors		
2	Manages conflict without confrontation Recognises and responds to the difference between system failure and individual error		
3	Recognises and manages the effects of any complaint within members of the team		
4	Provides timely accurate written responses to complaints when required Provides leadership in the management of complaints		

12. Communication with Colleagues and Cooperation

To recognise and accept the responsibilities and role of the doctor in relation to other healthcare professionals

To communicate succinctly and effectively with other professionals as appropriate

Knowledge	Assessment Methods	GMP	Year of Achievement
Understands the section in "Good Medical Practice" on Working with Colleagues, in particular:	CbD, MSF	1	1
<ul style="list-style-type: none"> The roles played by all members of a multi-disciplinary team 	CbD, MSF	1	2
<ul style="list-style-type: none"> The features of good team dynamics 	CbD, MSF	1	2
<ul style="list-style-type: none"> The principles of effective inter-professional collaboration to optimise patient, or population, care 	CbD, MSF	1	2
Understands the principles of confidentiality that provide boundaries to communicate	mini-CEX, MSF CbD	1,3	1
Skills			
Communicates accurately, clearly, promptly and comprehensively with relevant colleagues by means appropriate to the urgency of a situation (telephone, email, letter etc), especially where responsibility for a patient's care is transferred	CbD, mini-CEX	1,3	1
Utilises the expertise of the whole multi-disciplinary team as appropriate, ensuring when delegating responsibility that appropriate supervision is maintained	CbD, mini-CEX, MSF	1,3	1
Participates in and co-ordinates on call cover for emergency dermatological problems	MSF	1,3	2
Communicates effectively with administrative bodies and support organisations	CbD, mini-CEX, MSF	1,3	2
Employs behavioural management skills with colleagues to prevent and resolve conflict and enhance collaboration	CbD, mini-CEX, MSF	1,3	3
Behaviours			
Is aware of the importance of, and takes part in, multi-disciplinary teamwork, including adoption of a leadership role when appropriate but also recognising where others are better equipped to lead	CbD, mini-CEX, MSF	3	3
Acts with appropriate professional and ethical conduct in challenging situations	mini-CEX, MSF	3	3
Fosters a supportive and respectful environment where there is open and transparent communication between all team members	CbD, mini-CEX, MSF	1,3	1
Ensures appropriate confidentiality is maintained during communication with any member of the team	CbD, mini-CEX, MSF	1,3	1
Recognises the need for a healthy work/life balance for the whole team, including oneself, but takes own leave only after giving appropriate notice to ensure that cover is in place	CbD, mini-CEX, MSF	1	1
Is prepared to accept additional duties in situations of unavoidable and unpredictable absence of colleagues ensuring that the best interests of the patient are paramount	CbD, MSF	1	1
Level Descriptor			

1	Accepts his/her role in the healthcare team and communicates appropriately with all relevant members thereof Knows who the other members of the team are and ensures effective communication
2	Fully recognises the role of, and communicates appropriately with, all relevant potential team members (individual and corporate) Supports other members of the team; ensures that all are aware of their roles
3	Able to predict and manage conflict between members of the healthcare team
4	Able to take a leadership role as appropriate, fully respecting the skills, responsibilities and viewpoints of all team members

The dermatologist has a leading role in the improvement of public health awareness and prevention of skin cancer and cardiovascular disease with respect to severe psoriasis.

13. Health Promotion and Public Health

To develop the ability to work with individuals and communities to reduce levels of ill health, remove inequalities in healthcare provision and improve the general health of a community			
Knowledge	Assessment Methods	GMP	Year of Achievement
Understands the factors which influence the incidence and prevalence of common conditions	CbD, mini-CEX	1	2
Understands the factors which influence health and illness – psychological, biological, social, cultural and economic especially poverty and unemployment	CbD, mini-CEX	1	2
Understands the influence of lifestyle on health and the factors that influence an individual to change their lifestyle	CbD, mini-CEX	1	2
Understands the purpose of screening programmes and knows in outline the common programmes available within the UK	CbD, mini-CEX	1	2
Understands the positive and negative effects of screening on the individual	CbD, mini-CEX	1	2
Understands the possible positive and negative implications of health promotion activities	CbD, mini-CEX	1	2
Understands the relationship between the health of an individual and that of a community and vice versa	CbD, mini-CEX	1	2
Knows the key local concerns about health of communities	CbD, mini-CEX	1	2
Understands the role of other agencies and factors including the impact of globalisation in increasing disease and in protecting and promoting health	CbD, mini-CEX	1	2
Demonstrates knowledge of the determinants of health worldwide and strategies to influence policy relating to health issues, including the impact of the developed world strategies on the third world	CbD, mini-CEX	1	2
Outlines the major causes of global morbidity and mortality and effective, affordable interventions to reduce these	CbD, mini-CEX	1	2
Skills			
Identifies opportunities to prevent ill health and disease in patients	CbD, mini-CEX, PS	1,2	2
Identifies opportunities to promote changes in lifestyle and other	CbD, mini-CEX	1,2	3

actions which will positively improve health and/or disease outcomes			
Identifies the interaction between mental, physical and social wellbeing in relation to health	CbD, mini-CEX	1	3
Counsels patients appropriately on the benefits and risks of screening and health promotion activities	CbD, mini-CEX, PS	1,3	3
Identifies patient's ideas, concerns and health beliefs regarding screening and health promotions programmes and is capable of appropriately responding to these	CbD, mini-CEX	1,3	3
Works collaboratively with other agencies to improve the health of communities	CbD, mini-CEX	1	3
Recognises and is able to balance autonomy with social justice	CbD, mini-CEX	1,3	4
Behaviours			
Engages in effective team-working around the improvement of health	CbD, MSF	1,3	1
Encourages where appropriate screening to facilitate early intervention	CbD	1	1
Seeks out and utilises opportunities for health promotion and disease prevention	mini-CEX, CbD	1,3	3
Level Descriptor			
1	Discusses with patients and others factors which could influence their personal health Maintains own health and is aware of own responsibility as a doctor for promoting healthy approach to life		
2	Supports an individual in a simple health promotion activity (e.g. smoking cessation)		
3	Knowledge of local public health and communicable disease networks Communicates to an individual and their relatives, information about the factors which influence their personal health Supports small groups in a simple health promotion activity (e.g. smoking cessation) Provides information to an individual about a screening programme and offers information about its risks and benefits		
4	Discusses with small groups the factors that have an influence on their health and describes steps they can undertake to address these Provides information to an individual about a screening programme offering specific guidance in relation to their personal health and circumstances concerning the factors that would affect the risks and benefits of screening to them as an individual Engages with local or regional initiatives to improve individual health and reduce inequalities in health between communities		

14. Legal Framework for Practice

To understand the legal framework within which healthcare is provided in the UK and/or devolved administrations in order to ensure that personal clinical practice is always provided in line with this legal framework

Knowledge	Assessment Methods	GMP	Year of Achievement
All decisions and actions must be in the best interests of the patient	CbD, mini-CEX	1	1
Understands the legislative framework within which healthcare is provided in the UK and/or devolved administrations, in particular death certification and the role of the Coroner/Procurator Fiscal; child protection legislation; mental health legislation (including powers to detain a patient and giving emergency treatment against a patient's will under common law); advanced directives and living Wills; withdrawing and withholding treatment; decisions regarding resuscitation of patients; surrogate decision making; organ donation and retention; communicable disease notification; medical risk and driving; Data Protection and Freedom of Information Acts; provision of continuing care and community nursing care by a local authorities	CbD, mini-CEX, SCE	1,2	2
Understands the differences between health related legislation in the four countries of the UK	CbD	1	4
Understands sources of medical legal information	CbD, mini-CEX	1	2
Understands disciplinary processes in relation to medical malpractice	CbD, mini-CEX, MSF	1	2
Understands the role of the medical practitioner in relation to personal health and substance misuse, including understanding the procedure to be followed when such abuse is suspected	CbD, mini-CEX, MSF	1	3
Skills			
Cooperates with other agencies with regard to legal requirements, including reporting to the Coroner's/Procurator Officer, the Police or the proper officer of the local authority in relevant circumstances	CbD, mini-CEX	1	4
Prepares appropriate medical legal statements for submission to the Coroner's Court, Procurator Fiscal, Fatal Accident Inquiry and other legal proceedings	CbD, MSF	1	4
Is prepared to present such material in Court	CbD, mini-CEX	1	1
Incorporates legal principles into day-to-day practice	CbD, mini-CEX	1	1
Practices and promotes accurate documentation within clinical practice	CbD, mini-CEX	1,3	1
Behaviours			
Willing to seek advice from the employer, appropriate legal bodies (including defence societies), and the GMC on medico-legal matters	CbD, mini-CEX, MSF	1	1
Promotes informed reflection on legal issues by members of the team	CbD, mini-CEX, MSF	1,3	1
All decisions and actions must be in the best interests of the patient	mini-CEX, CbD	1,2	1
Level Descriptor			
1	Knows the legal framework associated with medical qualification and medical practice and the responsibilities of registration with the GMC		

	Knows the limits to professional capabilities, particularly those of pre-registration doctors
2	Identifies to Senior Team Members cases which should be reported to external bodies and, where appropriate, initiates that report Identifies to Senior Members of the Clinical Team situations where consideration of medical legal matters may be of benefit Is aware of local Trust procedures around substance abuse and clinical malpractice
3	Works with external strategy bodies around cases that should be reported to them; collaborates with them on complex cases preparing brief statements and reports as required Actively promotes discussion on medical legal aspects of cases within the clinical environment Participates in decision-making with regard to resuscitation decisions and around decisions related to driving, discussing the issues openly but sensitively with patients and relatives
4	Works with external strategy bodies around cases that should be reported to them; collaborates with them on complex cases providing full medical legal statements as required; presents material in Court where necessary Where appropriate, leads the clinical team in ensuring that medico- legal factors are considered openly and consistently in the care and best interests of the patient; ensures that patients and relatives are involved openly in all such decisions

The individual practitioner has to have appropriate attitudes and behaviours that help deal with complex situations and to work effectively providing leadership and working as part of the healthcare team.

15. Personal Behaviour

To develop the behaviours that will enable the doctor to become a senior leader able to deal with complex situations and difficult behaviours and attitudes			
To work increasingly effectively with many teams and to be known to put the quality and safety of patient care as a prime objective			
To develop the attributes of someone who is trusted to be able to manage complex human, legal and ethical problem			
To become someone who is trusted and is known to act fairly in all situations			
Knowledge	Assessment Methods	GMP	Year of Achievement
Recalls and builds upon the competencies defined in earlier curriculum: <ul style="list-style-type: none"> Deals with inappropriate patient and family behaviour Respects the rights of children, elderly, people with physical, mental, learning or communication difficulties Adopts an approach to eliminate discrimination against patients from diverse backgrounds including age, gender, race, culture, disability and sexuality Places needs of patients above own convenience Behaves with honesty and probity Acts with honesty and sensitivity in a non-confrontational manner Knows the main methods of ethical reasoning: casuistry, ontology and consequential The overall approach of value-based practice and how this relates to ethics, law and decision-making 	CbD, mini-CEX, MSF, PS	1,2,3,4	1
Outlines the relevance of professional bodies (Royal Colleges, JRCPTB, GMC, Postgraduate Dean, BMA, specialist societies,	CbD	1	1

medical defence societies)

Skills

Practices with professionalism including:	CbD, mini-CEX, MSF, PS	1,2,3,4	1
<ul style="list-style-type: none"> • Integrity • Compassion • Altruism • Continuous improvement • Aspiration to excellence • Respect of cultural and ethnic diversity • Regard to the principles of equity 			
Liaises with colleagues to plan and implement work rotas	MSF	3	1
Promotes awareness of the doctor's role in utilising healthcare resources optimally and within defined resource constraints	CbD, mini-CEX, MSF	1,3	1
Recognises and responds appropriately to unprofessional behaviour in others	CbD	1	1
If appropriate and permitted, is able to provide specialist support to hospital and community based services	CbD, MSF	1	1
Is able to handle enquiries from the press and other media effectively	CbD,	1,3	4

Behaviours

Recognises personal beliefs and biases and understands their impact on the delivery of health services	CbD, mini-CEX, MSF	1	1
Where personal beliefs and biases impact upon professional practice, ensures appropriate referral of the patient	CbD, mini-CEX	1,2	1
Recognises the need to use all healthcare resources prudently and appropriately	CbD, mini-CEX	1,2	1
Recognises the need to improve clinical leadership and management skill	CbD, mini-CEX	1	1
Recognises situations when it is appropriate to involve professional and regulatory bodies	CbD, mini-CEX	1	1
Willing to act as a leader, mentor, educator and role model	CbD, mini-CEX, MSF	1	1
Willing to accept mentoring as a positive contribution to promote personal professional development	CbD, mini-CEX	1	1
Participates in professional regulation and professional development	CbD, mini-CEX, MSF	1	1
Takes part in 360 degree feedback as part of appraisal	MSF	1,2,4	1
Recognises the right for equity of access to healthcare	CbD, mini-CEX,	1	1
Recognises need for reliability and accessibility throughout the healthcare team	CbD, mini-CEX, MSF	1	1

Level Descriptor

1	<p>Works work well within the context of multi-professional teams</p> <p>Listens well to others and takes other viewpoints into consideration</p> <p>Supports patients and relatives at times of difficulty e.g. after receiving difficult news</p> <p>Is polite and calm when called or asked to help</p>
----------	--

2	<p>Responds to criticism positively and seeks to understand its origins and works to improve</p> <p>Praises staff when they have done well and where there are failings in delivery of care provides constructive feedback</p> <p>Involves patients in decision making wherever possible</p>
3	<p>Recognises when other staff are under stress and not performing as expected and provides appropriate support for them; takes action necessary to ensure that patient safety is not compromised</p>
4	<p>Helps patients who show anger or aggression with staff or with their care or situation and works with them to find an approach to manage their problem</p> <p>Is able to engender trust so that staff feel confident about sharing difficult problems and feel able to point out deficiencies in care at an early stage</p>

Section A(ii)

Dermatology Specific Progressive Elements

1. Basic Science of the Skin

To be able to describe the structure and function of normal skin			
To be able to explain the pathophysiological consequences of skin diseases and the mechanisms by which treatment may be effective			
Knowledge	Assessment Methods	GMP	Year of Achievement
Describe anatomy, physiology, immunology, biochemistry and molecular biology of normal skin	CbD, SCE	1	1
Describe principles of epidemiology in relation to skin disease	CbD, SCE	1	2
Describe alterations of these in disease states	CbD, SCE	1	2
Describe the interaction of the skin with different environmental insults	CbD, SCE	1	2
Describe the following in relation to skin in health and disease: angiogenesis and vascular biology; auto-immunity and inflammation, carcinogenesis; cell adhesion/matrix biology; epidermal structure and function; fetal and neonatal skin; skin pigmentation, hair and cutaneous development; genetic disease; growth factors and signal transduction; immunology	CbD, SCE	1	2
Skills			
Applies knowledge of skin biology when assessing and treating patients	mini-CEX	1	3
Selects appropriate therapy on the basis of skin biology	CbD, mini-CEX	1	3
Behaviours			
Recognises importance of skin biology for understanding changes in skin in health and disease	mini-CEX	1	1
Teaching and Learning Methods			
Attend trainee seminars within department			
Journal club review			
Self-directed learning			
Attendance at suitable course			
Participation in skin research project			
Attendance at suitable meetings e.g. BSID, BAD			

2. Medical Dermatology

To be able to carry out specialist assessment, investigation and management of a patient presenting with skin disease, or with a skin manifestation of an internal or systemic disease			
Knowledge	Assessment Methods	GMP	Year of Achievement
Describe the clinical features and management of primary skin diseases and other diseases presenting with cutaneous manifestations	CbD, SCE, mini-CEX	1	1

Identify different presentations of skin disease	CbD, mini-CEX, SCE	1	2
Describe appropriate investigations for different presentations of skin disease	CbD, mini-CEX, SCE	1	2
Describe objective clinical measurement of disease severity e.g. PASI, DLQI	CbD, mini-CEX, SCE	1	2
Identify accurate and current treatments appropriate to skin disease	CbD, mini-CEX, SCE	1	2
Skills			
Perform detailed and reliable history taking and record appropriate details in patient record	CbD, mini-CEX	1	1
Demonstrate detailed and correct physical examination, including skin, integument, mucous membranes and other relevant body systems	CbD, mini-CEX	1	2
React appropriately to skin disease of varying severity by prioritising, investigating, and treating with appropriate urgency to the clinical situation	CbD, mini-CEX	1	2
Select appropriate investigations	SCE, CbD, mini-CEX	1	2
Formulate accurate, complete and appropriate differential diagnosis	SCE, CbD, mini-CEX	1	3
Select appropriate treatment plan	SCE, CbD, mini-CEX	1	2
Communicate treatment plan to patient or relatives/carers	CbD, mini-CEX, PS	1	2
Assess severity of acute skin disease accurately by telephone, and at the bedside	CbD, mini-CEX	1	3
Behaviours			
Recognises potentially serious skin disease	CbD, mini-CEX, MSF	1	2
Recognises urgency of patients requiring immediate assessment and treatment, and differentiates from non-urgent	CbD, mini-CEX, MSF	1,2	2
Recognises own limits and chooses appropriately when to ask for help	CbD, mini-CEX, MSF	1,3	2
Teaching and Learning Methods			
Supervised outpatient clinics			
Ward-based learning, including ward rounds and consultations			
Supervised on call work – observation and performance of assessment of emergency cases including making telephonic assessment and giving advice.			
Planned teaching e.g. registrar training days			
Clinical meetings – departmental, regional and national e.g. Royal Society of Medicine			
Independent study			
Appropriate courses			
Journal club			
Methods agreed by Educational Supervisor and Trainee			

The section on medical dermatology encompasses a large number of conditions. The year column here is inevitably a rough guide as to what the trainee may be expected to achieve each year. To help further clarify this, the ARCP decision aid contains a table of core presentations which the trainee is expected to become familiar with in the first 2 years (see section 5.5).

There are many chronic diseases in dermatology which can only be controlled rather than cured e.g. psoriasis and atopic eczema. In order to maximise patient care it is essential that trainees learn how to empower the patient to promote self-care.

3. Management of Chronic Disease

To be able to work with patients and use their expertise to manage their condition collaboratively and in partnership, with mutual benefit			
Knowledge	Assessment Methods	GMP	Year of Achievement
Describe the natural history of diseases and illnesses that run a chronic course	CbD, mini-CEX	1	1
Define the role of rehabilitation services and the multi-disciplinary team to facilitate long-term care	CbD, mini-CEX	1	3
Outline the concept of quality of life and how this can be measured whilst understanding the limitations of such measures for individual patients e.g. knowledge and utility and application of the Dermatology Life Quality Index	CbD, DOPS	1	1
Outline the concept of patient self-care and the role of the expert patient	CbD, mini-CEX	1	2
Know, understand and be able to compare and contrast the medical and social models of disability	CbD	1	2
Knows about the key provisions of disability discrimination legislation			
Understand the relationship between local health, educational and social service provision including the voluntary sector	CbD	1	2
Skills			
Develop and agree a management plan with the patient (and carers), ensuring comprehension to maximise self-care within care pathways where relevant	CbD, mini-CEX	1,3	3
Develop and sustain supportive relationships with patients with whom care will be prolonged and potentially life long	CbD, mini-CEX	1,4	3
Provide relevant evidenced based information and where appropriate effective patient education, with support of the multi-disciplinary team	CbD, mini-CEX	1,3,4	3
Promote and encourage involvement of patients in appropriate support networks, both to receive support and to give support to others	CbD, PS	1,3	3
Encourage and support patients in accessing appropriate information	CbD, PS	1,3	1
Behaviours			
Show willingness and support for patient in his/her own advocacy, within the constraints of available resources and taking into account the best interests of the wider community	CbD, mini-CEX	3,4	1

Recognise the potential impact of long term conditions on the patient, family and friends	CbD, mini-CEX	1	1
Provide relevant tools and devices when possible	CbD, mini-CEX	1	1
Ensure equipment and devices relevant to the patient's care are discussed			
Put patients in touch with the relevant agency including the voluntary sector from where they can procure the items as appropriate	CbD, mini-CEX	1,3	1
Provide the relevant tools and devices when possible	CbD, mini-CEX	1,2	1
Show willingness to facilitate access to the appropriate training and skills in order to develop the patient's confidence and competence to self care and adapt appropriately as those members change over time	CbD, mini-CEX, PS	1,3,4	1
Show willingness to maintain a close working relationship with other members of the multi-disciplinary team, primary and community care	CbD, mini-CEX, MSF	3	1
Shows a willingness to engage with expert patients and representatives of charities or networks that focus on diseases and recognises their role in supporting patients and their families/carers e.g. Psoriasis Association, Skin Care Campaign or National Eczema Society	CbD, mini-CEX, MSF	3	1
Recognise and respect the role of family, friends and carers in the management of the patient with a long term condition	CbD, mini-CEX, PS	1,3	1
Put patients in touch with the relevant agency including the voluntary sector from where they can procure the items as appropriate	CbD, mini-CEX, PS	1,3	3
Level Descriptor			
1	<p>Describes relevant long term conditions</p> <p>Understands that "quality of life" is an important goal of care and that this may have different meanings for each patient</p> <p>Is aware of the need for promotion of patient self care and independence</p> <p>Helps the patient to develop an active understanding of their condition and how they can be involved in self management</p>		
2	<p>Demonstrates awareness of management of relevant long term conditions</p> <p>Is aware of the tools and devices that can be used in long term conditions</p> <p>Is aware of external agencies that can improve patient care and/or provide support</p> <p>Provides the patient with evidence based information and assists the patient in understanding this material and utilises the team to promote excellent patient care</p>		
3	<p>Develops management plans in partnership with the patient that are pertinent to the patient's long term condition</p> <p>Can use relevant tools and devices in improving patient care</p> <p>Engages with relevant external agencies to promote improving patient care</p>		
4	<p>Provides leadership within the multidisciplinary team that is responsible for management of patients with long term conditions</p> <p>Helps the patient networks develop and strengthen</p>		

3a. Dermatological Pharmacology and Therapeutics

To be able to safely prescribe and monitor systemic therapy for skin disease, including the use of systemic immunomodulatory and biologic agents

To be able to appropriately prescribe topical therapy

Knowledge	Assessment Methods	GMP	Year of Achievement
State mode of action, indications, dosage, side effects, drug interactions, safe monitoring, duration of therapy of topical and systemic agents used in skin disease	CbD, SCE, mini-CEX	1	2
Define sources of evidence-based guidelines for treatments	CbD, SCE	1	1
Recall range of adverse drug reactions to commonly used drugs, including complementary medicines	CbD, SCE, mini-CEX	1	2
Recall drugs requiring therapeutic drug monitoring and interpret results	CbD, SCE, mini-CEX	1	1
Outline tools to promote patient safety and prescribing, including electronic clinical record systems and other IT systems	CbD, SCE, mini-CEX	1	1
Define the effects of age, body size, organ dysfunction and concurrent illness on drug distribution and metabolism	CbD, SCE, mini-CEX	1	1
Define the roles of regulatory agencies involved in drug use, monitoring and licensing (e.g. National Institute for Clinical Excellence (NICE), Committee on Safety of Medicines (CSM), and Healthcare Products Regulatory Agency and hospital formulary committees	CbD, SCE	1	1
Understand the importance of non-medication based therapeutic interventions	CbD, SCE	1	1
Describe stability and shelf life of different preparations	CbD, SCE	1	1
Explain choice of base for topical therapy	CbD, SCE	1	1
Define responsibilities of prescriber	CbD, SCE	1	1
Explain use of regulations for use of drugs off-licence	CbD, SCE	1	1
Describe quantity of topical therapy required for different body areas	CbD, SCE, mini-CEX	1	1
Skills			
Communicate risks and benefits of systemic therapy to patients	mini-CEX, PS	1,3	2
Evaluate effectiveness of new treatments, including use of objective, validated disease severity scoring tools such as PASI, DLQI	CbD, mini-CEX	1	2
Anticipate and avoid defined drug interactions, including complementary medicines	CbD, mini-CEX	1	2
Advise patients (and carers) about important interactions and adverse drug effects	CbD, mini-CEX	1	2
Prescribe appropriately in pregnancy, and during breast feeding	SCE, mini-CEX, CbD	1	2
Make appropriate dose adjustments following therapeutic drug monitoring, or physiological change (e.g. deteriorating renal function)	CbD, mini-CEX	1	2
Provide comprehensible explanations to the patient, and carers	CbD, mini-CEX	1	2

when relevant, for the use of medicines and appropriately use written patient information			
Where involved in “repeat prescribing” ensure safe systems for monitoring, review and authorisation e.g. specify safe quantities of topical steroids which can be prescribed in primary care without medical review	CbD, mini-CEX	1	2
Access evidence-based guidelines where appropriate	CbD	1,2	2
As a prescriber, communicate roles and responsibilities to others e.g. GPs	mini-CEX, PS	1,3	3
Perform literature search for adverse drug event	CbD	1,2	3
Behaviours			
Recognise importance of new therapies	CbD, MSF	1	2
Consult appropriate guidelines such as BAD, NICE Cochrane Library	CbD	1,2	2
Recognise roles of supplementary prescribers and nurse prescribers	CbD, MSF	1,3	1
Recognise the benefit of minimising number of medications taken by a patient to a level compatible with best care	CbD, MSF	1,3	1
Remain open to advice from other health professionals on medication issues e.g. pharmacy medical information service	CbD, mini-CEX	1,3	1
Recognise the importance of resources when prescribing, including the role of a Drug Formulary and electronic prescribing systems e.g. awareness of NICE guidance for specific therapies such as biological agents	CbD, mini-CEX	1,2	1
Ensure prescribing information is shared promptly and accurately between a patient’s health providers, including between primary and secondary care	CbD	1,3	1
Participate in adverse drug event reporting mechanisms	CbD, mini-CEX	1	1
Remain up to date with therapeutic alerts, and respond appropriately	CbD	1	1
Consult relevant journals regarding new therapies	CbD	1,2	1
Consult with hospital pharmacy drug information	CbD	1,2	1
Teaching and Learning Methods			
Observation in general dermatology outpatients and inpatients			
Observation of topical therapy in nurse-led treatment clinics/ day treatment centres			
Observation of hospital pharmacy regarding preparation of topical therapies			
Independent study			
Journal club			
External courses			
Methods agreed by Educational Supervisor and Trainee			

4. Infectious Diseases and Infestations of the Skin

To be able to diagnose and manage viral, bacterial, fungal and parasitic infections of the skin			
Knowledge	Assessment Methods	GMP	Year of Achievement
Define the clinical features, investigation and management of infections of the skin and systemic infections with cutaneous manifestations	CbD, SCE	1	1,2
State normal skin flora and potential pathogens	CbD, SCE	1	1
State clinical features of infections in immunocompromised patients	CbD, SCE	1	2
Describe clinical features of infections acquired abroad and prevalent in foreign countries	CbD, SCE	1	2
Explain the mechanism of action, use, dosage and adverse effects of antimicrobial therapy	CbD, SCE	1	2
State local systems to deal with outbreaks of infection within hospital or community	CbD, SCE	1	2
Skills			
Perform appropriate history and examination	CbD, mini-CEX	1	2
Selects and performs appropriate testing, including obtaining appropriate microbiological samples	CbD, mini-CEX, DOPS	1	2,3
Communicate likely success of treatment and prognosis to patients	CbD, mini-CEX, PS	1,3	2,3
Interpret dermoscopic appearances and microscopic findings preparations of skin scrapings to diagnose fungal or scabetic infections	CbD, mini-CEX, DOPS	1	4
Behaviours			
Consult with reference laboratory appropriately	mini-CEX, MSF	1,3	1
Recognise the importance of and communicate with infection control team	MSF	1,3	1
Teaching and Learning Methods			
Independent study			
Supervised outpatient, inpatient and emergency consultations			
Laboratory and or infectious disease attachment			
Methods agreed by Educational Supervisor and Trainee			

5. Psychocutaneous Medicine

To be able to diagnose serious or incidental psychiatric morbidity in patients presenting with or being followed up for skin disease			
Knowledge	Assessment Methods	GMP	Year of Achievement
Describe clinical features, investigation and management of primary psychiatric disease presenting as skin disease to dermatology	CbD, SCE	1	1
Describe clinical features, investigation and management of primary skin disease presenting with psychosocial morbidity	CbD, SCE	1	1
Describe psychiatric differential diagnosis in skin disease	CbD, SCE	1	2
Define features of depression, and risk factors for suicide	CbD, SCE	1	2
Define the basic use of antidepressants, tranquilisers and antipsychotics	CbD, SCE	1	2
Describe the role of psychosocial stress in primary skin disease	CbD, SCE	1	2
Describe role of basic cognitive therapies	CbD, SCE	1	2
Define main points of Mental Health Act and Mental Capacity Act	CbD, SCE	1	2
Describe structure of liaison services to psychiatry and addiction	CbD, SCE	1	2
Skills			
Perform a psychiatric history	mini-CEX,	1	3
Perform a mental state examination	mini-CEX	1	3
Diagnose and manage psychiatric disorders presenting to dermatology	CbD, mini-CEX	1	3
Evaluate risk of suicide in a patient	CbD, mini-CEX	1,2	2
Behaviours			
Consult and refer to psychiatric team and clinical psychology appropriately	CbD,	1,3	1
Teaching and Learning Methods			
Independent study			
External course			
Attendance at and participation in specialist psychodermatology clinics where available			
Observation of clinical psychological therapy			
Outpatient consultations with supervision			
Methods agreed by Educational Supervisor and Trainee			

6. Dermatopathology

To be able to recognise the microscopic features of diseases of the skin

To be able to correctly interpret a written dermatopathology report and to offer discussion and differential diagnosis of the described distinguishing histological features

To be able to choose a range of laboratory techniques to optimise diagnostic accuracy

To combine clinical assessment with pathological correlation to accurately diagnose skin disease

Knowledge	Assessment Methods	GMP	Year of Achievement
Define the normal histology of the skin at different sites of the body	SCE	1	1
Identify categories of disease process affecting the skin including types of inflammation, degeneration, neoplasia and genodermatoses	CbD, SCE	1	1
Describe laboratory techniques including the use of special stains, immunohistochemistry, immunofluorescence microscopy, electron microscopy, and molecular techniques and their value in specific skin disorders	CbD, SCE	1	2
Describe histological features of individual skin diseases	CbD, SCE	1	2
Explain the relationship of biopsy procedure to histological artefact	CbD, SCE	1	2
Define correct handling of specimens, including fixation, transport medium	CbD, SCE	1	2
Skills			
Evaluate histological skin slide, giving appropriate differential diagnosis	Cbd, mini-CEX	1	3
Discuss appropriate differential diagnoses with histopathology team	Cbd, mini-CEX	1	4
Correlate pathological findings with clinical features to form accurate differential diagnosis	Cbd, mini-CEX	1	3/4
Interpret special stains/ immunohistochemistry correctly	CbD, SCE, mini-CEX	1	4
Behaviours			
Regularly review own biopsy specimens with histopathologist	CbD, MSF	1,3	1
Recognise importance of histopathology in appropriate cases	mini-CEX, MSF	1,2	2
Participate actively in departmental clinicopathological review	MSF	3	1
Teaching and Learning Methods			
Individual or small group tuition by pathologist with expertise in skin disease using routine and teaching specimens			
Observation of processes within a histology laboratory			
Attend an appropriate course			
Attend clinicopathological departmental review meetings			
Audit or research project in collaboration with dermatopathologist			
Methods agreed by Educational Supervisor and Trainee			

7. Dermatological Surgery: Skin Surgery

To be able to surgically treat benign and malignant skin disease safely and effectively			
Knowledge	Assessment Methods	GMP	Year of Achievement
Describe cutaneous anatomy from the skin surface down to muscle fascia, and the surface anatomy of the head and neck	Cbd, SCE	1	1
Identify in detail named blood vessels and nerves of the head, neck, and other body sites, where these lie between the skin, and muscle or muscle fascia	Cbd, SCE	1	2
Describe safe and effective local anaesthesia for skin surgery including regional anaesthesia	Cbd, SCE	1	1
Identify the surgical options for treating individual skin lesions at all body sites, including surgical margin required	Cbd, SCE	1	2
Justify micrographic surgery	Cbd, SCE	1	2
Identify suturing techniques for wound repair	Cbd, SCE	1	1
Define the indications for direct closure, skin graft repair, repair using random pattern skin flaps	Cbd, SCE	1	2
Identify complications of skin surgery, including medico-legal aspects	Cbd, SCE	1	1
Skills			
Evaluate surgical options for individual skin lesions	CbD, DOPS	1	2
Perform the following surgical procedures safely and effectively:	CbD, DOPS	1	
• Cryotherapy			1
• Ellipse and punch skin biopsy			1
• Curettage with and without cautery			1
• Shave excision			2
• Full thickness skin excision and direct closure using sub-cuticular sutures and skin sutures			3
• Dog ear repair			4
• Nail avulsion			2
Demonstrate competence at performing these procedures on the trunk, and limbs	DOPS	1	3
Head and neck	DOPS	1	4
Demonstrate correct aseptic technique with regard to scrubbing, gowning, gloving and site preparation	DOPS	1	1
Obtain informed consent	DOPS, PS	1	1
Demonstrate full and appropriate documentation of surgical procedures	CbD, DOPS	1	1
Demonstrate appropriate management of secondary intention healing wounds	CbD, DOPS	1	2
Demonstrate appropriate management of wound healing complications such as infection, dehiscence, overgranulation etc.	CbD, DOPS	1	2
Administrate effective local anaesthesia	DOPS	1	1

Administrate effective regional anaesthesia, including ring blocks	DOPS	1	4
Demonstrate effective haemostasis and use of cautery and electrosurgery	CbD, DOPS	1	2
Behaviours			
Participate in surgical audit, including auditing own surgical results against national standards	AA	1,3	1
Participate in Multidisciplinary Team Meetings for skin cancer	MSF, CbD	1,2,3	1
Recognise limits of own skill	CbD, DOPS, MSF	1,2,4	1
Consult with plastic surgeon appropriately	MSF	1,3	1
Teaching and Learning Methods			
Independent study			
Simulation of procedures on skin equivalent			
Observation and performance of procedures under supervision in a day case theatre or outpatient theatre, and follow up in the post operative period			
Review of training record and outcomes such as completeness of excision and complications			
Suitable external course			
Methods agreed by Educational Supervisor and Trainee			

Skin surgery forms an integral part of routine dermatology practice. The general principles for the acquisition of valid consent prior to these procedures is a skill which is required early in clinical practice. As the trainee becomes competent in more complicated procedures the consent itself must be tailored appropriately. Informed consent is relevant also to prescription of potentially toxic medication and phototherapy.

7a. Valid Consent

To understand the necessity of obtaining valid consent from the patient and how to obtain it			
	Assessment Methods	GMP	Year of Achievement
Knowledge			
Outline the guidance given by the GMC on consent, in particular: <ul style="list-style-type: none"> Understand that consent is a process that may culminate in, but is not limited to, the completion of a consent form Understand the particular importance of considering the patient's level of understanding and mental state (and also that of the parents, relatives or carers when appropriate) and how this may impair their capacity for informed consent 	CbD, MSF	1	1
Understand the social and cultural issues that might affect consent	mini-CEX, DOPS, MSF	1	1
Skills			
Present all information to patients (and carers) in a format they understand, checking understanding and allowing time for reflection on the decision to give consent	CbD, mini-CEX, PS	1,3	1
Provide a balanced view of all care options	CbD, mini-CEX, PS	1,3,4	1
Behaviours			
Respect a patient's rights of autonomy even in situations where	CbD, mini-	1	1

their decision might put them at risk of harm	CEX, PS		
Do not exceed the scope of authority given by a competent patient	CbD, mini-CEX, PS	1	1
Do not withhold information relevant to proposed care or treatment in a competent patient	CbD, mini-CEX	1,3,4	1
Do not seek to obtain consent for procedures in which they are not competent to perform, in accordance with GMC/regulatory authorities	CbD, mini-CEX	1,3	1
Show willingness to seek advance directives	CbD, mini-CEX	1,3	1
Show willingness to obtain a second opinion, senior opinion, and legal advice in difficult situations of consent or capacity	CbD, mini-CEX, MSF	1,3	1
Inform a patient and seek alternative care where personal, moral or religious belief prevents a usual professional action	CbD, mini-CEX, PS	1,3,4	1

Level Descriptor

1	<p>Understands that consent should be sought ideally by the person undertaking a procedure and if not by someone competent to undertake the procedure</p> <p>Understand consent as a process</p> <p>Ensures always to check for consent for the most simplest and non-invasive processes – e.g. history taking</p> <p>Understands the concept of “implicit consent”</p> <p>Obtains consent for straightforward treatments that he/she is competent to undertake with appropriate regard for patient's autonomy</p>
2	<p>Able to explain complex treatments meaningfully in layman's terms and thereby to obtain appropriate consent</p> <p>Responds appropriately when a patient declines consent even when the procedure would on balance of probability benefit the patient</p>
3	Obtains consent in "grey-area" situations where the best option for the patient is not clear
4	Obtains consent in all situations even when there are problems of communication and capacity

8. Skin Oncology: Radiotherapy and Skin Cancer

To have the knowledge, skills, experience and confidence to diagnose and to stage all primary malignant disease of the skin

To be able to surgically treat T1 BCC's, T1 SCC's, and T1a/b melanomas

Knowledge	Assessment Methods	GMP	Year of Achievement
Describe the common clinical, dermoscopic and histopathological features of primary skin cancer	CbD, SCE	1	1
Define current methods of molecular analysis in diagnosis and treatment of skin cancer	CbD, SCE	1	2
Define the current AJCC or other approved staging systems for melanoma, non-melanoma skin cancer, and skin lymphoma	CbD, SCE	1	2
State common patterns of loco-regional and distant metastatic spread due to melanoma, non- melanoma skin cancer, and skin lymphoma	CbD, SCE	1	2
Explain the principles as they apply to skin oncology for topical chemotherapy, cryotherapy, photodynamic therapy, surgical treatment margin, radiotherapy, including orthovoltage and electron radiotherapy, chemotherapy, and immunotherapy	CbD, SCE	1	1

Define the indications in skin oncology for topical chemotherapy, cryotherapy, photodynamic therapy, surgery including excision and direct closure, skin reconstruction using random pattern flaps, split thickness and full thickness skin grafts, and micrographic surgery, radiotherapy, and chemotherapy, and immunotherapy	CbD, SCE	1	1
Define the requirements and approach for breaking bad news, including use of local policies, and the role of the skin oncology Clinical Nurse Specialist	CbD, SCE	1	2
Explain the requirements for compliance with the 2006 National Institute for Health and Clinical Excellence guidance for skin cancer	CbD, SCE	1	2
State skin cancer clinical trial methodology and outcome measures of response and survival	CbD, SCE	1	2
Define the role of the Skin Oncology Multi-disciplinary Team, its composition and operational policies	CbD, SCE	1	2
Define the risks and benefits in skin oncology of topical chemotherapy, cryotherapy, photodynamic therapy, surgery including excision and direct closure, skin reconstruction using random pattern flaps, split thickness and full thickness skin grafts, and micrographic surgery, radiotherapy, and chemotherapy, and immunotherapy	CbD, SCE	1	2
Skills			
Take an accurate history, and accurately and competently examine all patients with primary malignant disease of the skin	CbD, mini-CEX	1	3
Use the dermoscope as an aid to the diagnosis of benign and malignant skin lesions	CbD, mini-CEX, DOPS	1	2
Demonstrate competent excision of skin lesions for diagnosis	DOPS	1	4
Integrate clinical and pathological findings to ensure safe and accurate clinico-pathological correlation	CbD, mini-CEX	1	4
Accurately and consistently diagnose primary malignant disease of the skin, and distinguish benign lesions	CbD, mini-CEX	1	3
Accurately and consistently diagnose loco-regional and distant metastatic skin cancer	CbD, mini-CEX	1	4
Construct a treatment plan for all primary malignant disease of the skin, and present this to a Skin Cancer Multi-disciplinary Team Meeting	CbD, mini-CEX	1	3
Obtain informed consent for surgical procedures required for treating T1 BCC's, T1 SCC's, and T1a/b melanomas, including all common risks and all serious risks	CbD, mini-CEX, PS, DOPS	1,3	1
Behaviours			
Recognise limits of own skills, experience and techniques including dermoscopy	CbD, MSF	1,2	1
Participate in and contributes to skin oncology MDT meetings	MSF	1,3	1
Participate in and contributes to audit	MSF	1,2	1
Recognise importance of recent clinical advances, and current National Cancer Research Institute skin cancer trials	CbD, MSF	1,2	1
Teaching and Learning Methods			
Independent study			
Supervised consultations in skin cancer diagnosis clinic			

Observation and performance of non-surgical and surgical procedures for treating primary skin cancer under supervision

Observation of procedures for treating loco-regional and distant disease – lymph node dissection, regional chemotherapy, radiotherapy and chemotherapy

Attendance and participation in departmental skin cancer MDTs

Personal study of textbooks or online material of clinical, dermoscopic and pathological material

Attendance at courses

Methods agreed by Educational Supervisor and Trainee

Skin cancer is the commonest form of cancer. It is important that the dermatology trainee becomes familiar with telling patients and their family that they have developed cancer particularly when associated with increased risk of mortality such as malignant melanoma and squamous cell carcinoma.

9. Breaking Bad News

To recognise the fundamental importance of breaking bad news

To develop strategies for skilled delivery of bad news according to the needs of individual patients and their relatives / carers

Knowledge	Assessment Methods	GMP	Year of Achievement
How bad news is delivered irretrievably affects the subsequent relationship with the patient	CbD, mini-CEX, MSF, PS	1	2
Every patient may desire different levels of explanation and have different responses to bad news	CbD, mini-CEX, PS	1,4	2
Understand that bad news is confidential but the patient may wish to be accompanied Once the news is given, patients are unlikely to take anything subsequent in, so an early further appointment should be made	CbD, mini-CEX, PS	1	2
Breaking bad news can be extremely stressful for the doctor or professional involved	CbD, mini-CEX	1,3	2
The interview at which bad news is given may be an educational opportunity e.g. to advise the patient to wear sun block to decrease the risk of non-melanocytic skin cancer	CbD, mini-CEX	1	2
It is important to prepare for breaking bad news: <ul style="list-style-type: none"> Set aside sufficient uninterrupted time Choose an appropriate private environment and ensure that there will be no unplanned disturbances Have sufficient information regarding prognosis and treatment Ensure the individual has appropriate support if desired Structure the interview Be honest, factual, realistic and empathic Be aware of relevant guidance documents 	CbD, mini-CEX	1,3	2
“Bad news” may be expected or unexpected and it cannot always be predicted	CbD, mini-CEX	1	2
Sensitive communication of bad news is an essential part of professional practice	CbD, mini-CEX	1	2
“Bad news” has different connotations depending on the context,	CbD, mini-	1	2

individual, social and cultural circumstances	CEX, PS		
Skills			
Demonstrate to others good practice in breaking bad news	CbD, MSF	1,3	3
Involve patients and carers in decisions regarding their future management	CbD, MSF	1,3,4	2
Recognises the impact of the bad news on the patient, carer, supporters, staff members and self			
Encourage questioning and ensure comprehension	CbD, MSF	1,3	2
Respond to verbal and visual cues from patients and relatives	CbD, MSF	1,3	2
Act with empathy, honesty and sensitivity avoiding undue optimism or pessimism	CbD, MSF	1,3	2
Structures the interview, for example:	CbD, MSF	1,3	3
<ul style="list-style-type: none"> • Sets the scene • Establishes understanding • Discusses diagnosis(es), implications, treatment, prognosis and subsequent care 			
Behaviours			
Take leadership in breaking bad news	CbD, MSF	1	4
Respect the different ways people react to bad news	CbD, MSF	1	2
Ensures appropriate recognition and management of the impact of breaking bad news on the doctor			
Level Descriptor			
1	Recognises when bad news must be imparted Recognises the need to develop specific skills Requires guidance to deal with most cases		
2	Able to break bad news in planned settings with preparatory discussion with seniors Prepares well for interview Prepares patient to receive bad news Responsive to patient reactions		
3	Able to break bad news in unexpected and planned settings Clear structure to interview Establishes what patient wants to know and ensures understanding Able to conclude interview		
4	Skilfully delivers bad news in any circumstance including adverse events Arranges follow up as appropriate Able to teach others how to break bad news		

10. Dressings and Wound Care

To be able to diagnose and manage ulceration of the skin and post surgical skin wounds			
Knowledge	Assessment Methods	GMP	Year of Achievement
Describe the clinical features, investigation, differential diagnosis, and management of skin ulceration	CbD, SCE	1	1
Describe the clinical features, investigation and management of leg	CbD, SCE	1	1

ulceration			
Define features of venous and arterial leg ulceration	CbD, SCE	1	1
Describe the clinical features, investigation and management of inherited and acquired skin blistering disease	CbD, SCE	1	2
Describe the clinical features, investigation and management of ulceration of the skin related to rarer disorders such as pyoderma gangrenosum etc.	CbD, SCE	1	2
Describe the clinical features, investigation and management of ulceration of the skin in association with diabetes	CbD, SCE	1	1
Describe the management of wounds created by dermatological surgery	CbD, SCE	1	1
Explain the use of topical and systemic antibiotic therapy in wound care	CbD, SCE	1	2
Explain the use of compression bandaging in leg ulceration	CbD, SCE	1	2
Define options for dressings and cost effectiveness	CbD, SCE	1	2
Explain desloughing techniques	CbD, SCE	1	2
Skills			
Perform adequate history and examination of patient with acute or chronic wound	CbD, mini-CEX	1	2
Perform and interpret Doppler pressure examination of leg	CbD, mini-CEX, DOPS	1	3
Evaluate suitability for compression bandaging	CbD, mini-CEX, DOPS	1	3
Evaluate suitability for appropriate dressing	CbD, mini-CEX, DOPS	1	3
Behaviours			
Consults nursing members of wound care team	MSF	1,3	1
Consults colleagues in vascular surgery appropriately	MSF	1,3	1
Teaching and Learning Methods			
Independent study			
Supervised specialised out patient consultations in general dermatology or leg ulcer clinics			
In patient work			
Participation in multidisciplinary team with nursing and tissue viability staff			
External courses			
Journal clubs			
Methods agreed by Educational Supervisor and Trainee			

11. Ethical Research

Understanding and evaluating published scientific evidence is an important skill for the clinical dermatologist. Participation in clinical or laboratory research during the training programme is expected, and time within the programme is allowed for this purpose (see section 4.3). Attendance and presentation of papers at scientific meetings such as the BSID or BAD is expected. Each trainee should be allocated a Research Supervisor, who should assess the trainee's progress and provide a written annual report to inform the ARCP.

To be able to appraise medical literature relevant to dermatology accurately and gather information to improve clinical practice.

Knowledge		Assessment Methods	GMP	Year of Achievement
Outline the GMC guidance on good practice in research		CbD	1	1
Understand the principles of research governance		CbD, mini-CEX	1	1
Outline the differences between audit and research		AA	1	2
Describe how clinical guidelines are produced		CbD	1	2
Demonstrate a knowledge of research principles		CbD, mini-CEX	1	2
Outline the principles of formulating a research question and designing a project		CbD, mini-CEX	1	2
Comprehend principal qualitative, quantitative, bio-statistical and epidemiological research methods		CbD	1	2
Outline sources of research funding		CbD	1	3
Understand the difference between population-based assessment and unit-based studies and be able to evaluate outcomes for epidemiological work		CbD	1	3
Skills				
Develop critical appraisal skills and apply these when reading literature		CbD	1	3
Demonstrate the ability to write a scientific paper		CbD	1	4
Apply for appropriate ethical research approval		CbD	1	2
Demonstrate the use of literature databases		CbD	1	2
Demonstrate good verbal and written presentations skills		CbD,	1	3
Behaviours				
Follow guidelines on ethical conduct in research and consent for research		CbD	1	1
Show willingness to promote research		CbD	1	1
Level Descriptor				
1	Defines ethical research and demonstrates awareness of GMC guidelines Differentiates audit and research and understands the different types of research approach e.g. qualitative and quantitative Knows how to use various on line databases to search for scientific evidence.			
2	Demonstrates good presentation and writing skills Demonstrates critical appraisal skills and demonstrates ability to critically appraise a published paper			
3	Demonstrates ability to apply for appropriate ethical research approval Demonstrates knowledge of research organisation and funding sources Demonstrates ability to write a scientific paper			
4	Promotes research activity, for instance by involvement in clinical trial or study			

It is the responsibility of each practitioner to ensure that they are aware of relevant developments in clinical care and also ensure that their practice conforms to the highest standards of practice that may be possible. An awareness of the evidence base behind current practice and a need to audit one's own practice is vital.

12. Evidence and Guidelines

To develop the ability to make the optimal use of current best evidence in making decisions about the care of patients

To develop the ability to construct evidence based guidelines and protocols in relation to medical practice

Knowledge		Assessment Methods	GMP	Year of Achievement
Understands the application of statistics in scientific medical practice		CbD	1	1
Understand the advantages and disadvantages of different study methodologies (randomised control trials, case controlled cohort etc)		CbD	1	2
Understand the principles of critical appraisal		CbD	1	2
Understand levels of evidence and quality of evidence		CbD	1	2
Understand the role and limitations of evidence in the development of clinical guidelines and protocols		CbD	1	2
Understand the advantages and disadvantages of guidelines and protocols		CbD	1	2
Understand the processes that result in nationally applicable guidelines (e.g. NICE and BAD)		CbD	1	2
Understand the relative strengths and limitations of both quantitative and qualitative studies, and the different types of each		CbD	1	2
Skills				
Ability to search the medical literature including use of PubMed, Medline, Cochrane reviews and the internet		CbD	1	2
Appraise retrieved evidence to address a clinical question		CbD	1	2
Apply conclusions from critical appraisal into clinical care		CbD	1	4
Identify the limitations of research		CbD	1	4
Contribute to the construction, review and updating of local (and national) guidelines of good practice using the principles of evidence based medicine		CbD	1	3
Behaviours				
Keep up to date with national reviews and guidelines of practice (e.g. NICE and BAD) for Biological therapies and the treatment of all dermatology conditions		CbD	1	1
Aim for best clinical practice (clinical effectiveness) at all times, responding to evidence based medicine		CbD, mini-CEX	1	1
Recognise the occasional need to practice outside clinical guidelines		CbD, mini-CEX	1	1
Encourage discussion amongst colleagues on evidence-based practice		CbD, mini-CEX, MSF	1	1
Level Descriptor				
1	Participate in departmental or other local journal club Critically review an article to identify the level of evidence and submit the same for objective review Understands the importance of evidence based practice Is aware of the different levels of evidence			

2	Lead in a departmental or other local journal club Undertake a literature review in relation to a clinical problem or topic and present the same Able to explain the evidence base of clinical care to patients and to other members of the clinical team
3	Produce a review article on a clinical topic, having reviewed and appraised the relevant literature
4	Perform a systematic review of the medical literature Contribute to the development of local or national clinical guidelines and protocol

13. Audit

To develop the ability to perform an audit of clinical practice and to apply the findings appropriately and complete the audit cycle

	Assessment Methods	GMP	Year of Achievement
Knowledge			
Understand the different methods of obtaining data for audit including patient feedback questionnaires, hospital sources and national reference data	AA, CbD	1	1
Understand the role of audit (improving patient care and services, risk management etc)	AA, CbD	1	1
Understand the steps involved in completing the audit cycle	AA, CbD	1	2
Understands the working and uses of national and local databases used for audit such as specialty data collection systems, cancer registries etc. The working and uses of local and national systems available for reporting and learning from clinical incidents and near misses in the UK	AA, CbD	1	2
Skills			
Design, implement and complete audit cycles	AA, CbD	1,2	1
Contribute to local and national audit projects as appropriate (e.g. BAD psoriasis audit, biologics register)	AA, CbD	1,2	3
Support audit by junior medical trainees and within the multi-disciplinary team	AA, CbD	1,2	4
Behaviours			
Recognise the need for audit in clinical practice to promote standard setting and quality assurance	AA, CbD	1,2	1
Level Descriptor			
1	Attendance at departmental audit meetings Contribute data to a local or national audit Suggest ideas for local audits		
2	Identify a problem and develop standards for a local audit Describes the PDSA (plan, do, study, act) audit cycle and take an audit through the first steps		
3	Compare the results of an audit with criteria and standards to reach conclusions Use the findings of an audit to develop and implement change Organise or lead a departmental audit meeting Understand the links between audit and quality improvement		
4	Lead a complete clinical audit cycle including development of conclusions, the changes needed for improvement, implementation of findings and re-audit to assess the effectiveness of the changes Become audit lead for an institution or organisation		

A good doctor will ensure that the knowledge possessed is communicated effectively. In the formal setting of teaching and training specific competencies will have to be acquired to ensure that the practitioner recognises the best practice and techniques

14. Teaching and Training

To develop the ability to teach to a variety of different audiences in a variety of different ways

To be able to assess the quality of the teaching

To be able to train a variety of different trainees in a variety of different ways

To be able to plan and deliver a training programme with appropriate assessments

Knowledge	Assessment Methods	GMP	Year of Achievement
Describe relevant educational theories and principles	CbD, TO	1	2
Outline adult learning principles relevant to medical education:	CbD, TO	3	2
Demonstrate knowledge of relevant literature relevant to developments and challenges in medical education and other sectors	CbD, TO	1	2
Outline the structure of an effective appraisal interview	CbD, TO	1	2
Define the roles to the various bodies involved in medical education and other sectors	CbD, TO	1	3
Identification of learning methods and effective learning objectives and outcomes			
Describes the difference between learning objectives and outcomes			
Differentiate between appraisal and assessment and performance review and aware of the need for both	CbD, TO	1	2
Differentiate between formative and summative assessment and define their role in medical education	CbD, TO	1	2
Outline the structure of the effective appraisal review	CbD, TO	1	2
Outline the role of workplace-based assessments, the assessment tools in use, their relationship to course learning outcomes, the factors that influence their selection and the need for monitoring evaluation	CbD, TO	1	1
Outline the appropriate local course of action to assist a trainee experiencing difficulty in making progress within their training programme	CbD, TO	1	4
Skills			
Be able to critically evaluate relevant educational literature	CbD, TO	1	1
Vary teaching format and stimulus, appropriate to situation and subject			
Provide effective feedback after teaching, and promote learner reflection	MSF, TO	1	2
Conduct developmental conversations as appropriate e.g. appraisal, supervision, mentoring	MSF, TO	1	4
Demonstrate effective lecture, presentation, small group and bedside teaching sessions	MSF, TO	1,3	1
Provide appropriate career support, or refer trainee to an alternative effective source of career information	MSF,	1,3	3
Participate in strategies aimed at improving patient education e.g. talking at support group meetings such as lichen planus support	CbD, MSF, TO	1	3

group			
Be able to lead departmental teaching programmes including journal clubs	CbD, TO	1	2
Recognise the trainee in difficulty and take appropriate action including where relevant referral to other services	CbD, TO	1	4
Be able to identify and plan learning activities in the workplace	CbD TO	1	3
Contribute to educational research or projects e.g. through the development of research ideas of data/information gathering. Be able to manage personal time and resources effectively to the benefit of the educational faculty and the need of the learners	TO, MSF	1,3	4
Behaviours			
In discharging educational duties acts to maintain the dignity and safety of patients at all times	CbD, MSF, TO	1,4	1
Recognise the importance of the role of the physician as an educator within the multi-professional healthcare team and uses medical education to enhance the care of patients	CbD, MSF, TO	1	1
Balances the needs of service delivery with education	CbD, MSF, TO	1	1
Demonstrate willingness to teach trainees and other health and social workers in a variety of settings to maximise effective communication and practical skills and to improve patient care	CbD, MSF, TO	1	1
Demonstrates consideration for learners including their emotional, physical and psychological well being with their development needs. Acts to ensure equality of opportunity for students, trainees, staff and professional colleagues	MSF		
Encourage discussions with colleagues in clinical settings to colleagues to share knowledge and understanding	CbD, MSF, TO	1,3	1
Maintain honesty and objectivity during appraisal and assessment	CbD, MSF, TO	1	1
Show willingness to participate in workplace-based assessments and demonstrates a clear understanding of their purpose	CbD, MSF, TO	1	1
Show willingness to take up formal training as a trainer and respond to feedback obtained after teaching sessions	CbD, MSF, TO	1,3	1
Demonstrates a willingness to become involved in the wider medical education activities and fosters an enthusiasm for medical education activity in others	CbD, MSF, TO	1	1
Recognise the importance of personal development as a role model to guide trainees in aspects of good professional behaviour	CbD, MSF, TO	1	1
Demonstrates a willingness to advance own educational capability through continuous learning	CbD, MSF, TO	1	1
Acts to enhance and improve educational provision through evaluation of own practice			
Contributes to educational policy and development at local or national levels			
Level Descriptor			
1	Able to prepare appropriate materials to support teaching episodes Able to seek and interpret simple feedback following teaching		
2	Able to supervise a medical student, nurse or colleague through a procedure Able to perform a workplace based assessment including being able to give effective and appropriate feedback		

	<p>Delivers small group teaching to medical students, nurses or colleagues</p> <p>Able to teach clinical skills effectively</p>
3	<p>Able to devise a variety of different assessments (e.g. multiple choice questions, work place based assessments)</p> <p>Able to appraise a medical student, nurse or colleague</p> <p>Able to act as a mentor to a medical student, nurses or colleague</p>
4	<p>Able to plan, develop and deliver educational activities with clear objectives and outcomes</p> <p>Able to plan, develop and deliver an assessment programme to support educational activities</p>

Section B

Modular Elements

These elements will be undertaken as a module during specialist training. The timing of the module will depend on the individual training programme. There is no final column indicating 'year' for acquisition of competence as all competencies are expected to be gained at completion of the module.

1a. Cutaneous Allergy, Contact Dermatitis and Occupational Dermatoses

To be able to investigate, diagnose and manage patients with skin allergy, including presentations of contact dermatitis and contact urticaria

To be able to investigate, diagnose and manage patients with common occupational dermatoses

	Assessment Methods	GMP
Knowledge		
Explain mechanisms involved in allergic and irritant contact dermatitis	CbD, SCE	1
Define the investigation of contact dermatitis within an occupational setting	CbD, SCE	1
Explain the indications for patch testing and photopatchtesting	CbD, SCE	1
Identify allergens within the British standard series	CbD, SCE	1
Describe contraindications to patch testing	CbD, SCE	1
State limitations of patch test results	CbD, SCE	1
Explain use of control patients	CbD, SCE	1
Skills		
Perform thorough history taking in patients with suspected contact dermatitis	CbD, mini-CEX	1
Distinguish clinical patterns of dermatitis likely to be associated with skin allergy	CbD, mini-CEX	1
Formulate appropriate pre-patch test diagnosis	CbD, mini-CEX	1
Select appropriate allergens for patch testing and photopatchtesting	CbD, mini-CEX	1
Demonstrate application of patch tests and instructions of patients during the patch test procedure	CbD, DOPS, mini-CEX	1
Interpret patch test results	CbD, mini-CEX	1
Interpret material safety data sheets	CbD, mini-CEX	1
Communicate test results to patients	CbD, mini-CEX	1,3
Discuss preparation of specific products for patch testing, including patient's own products	CbD, mini-CEX	1
Demonstrate use of repeated open application test	CbD, mini-CEX	1
Behaviours		
Recognise use of patch testing in the assessment of suspected contact dermatitis	CbD, mini-CEX	1,2
Contribute to multidisciplinary team including specialist nurses and pharmacy	CbD, mini-CEX, MSF	1,3
Choose appropriate patients for patch testing and recognise importance of results	CbD, mini-CEX	1

Teaching and Learning Methods

Observation and discussion with senior medical and nursing staff in patch testing department
Supervised out patient patch test clinics with specialist consultants with expertise in contact dermatitis
Independent study
Attend appropriate course
Supervised workplace visit to assess occupational dermatoses
Methods agreed by Educational Supervisor and Trainee

1b. Preparation of Medico Legal Reports

To be able to assess patients for medico legal claims and discuss writing appropriate reports

Knowledge	Assessment Methods	GMP
Explain legal issues of how and when to examine a patient on behalf of the court	CbD, SCE	1
Explain the duty of the consultant to the court	CbD, SCE	1
Define the appropriate contents of a medico legal / DSS report	CbD, SCE	1
Skills		
Understand how to perform appropriate history and examination in medico legal setting	mini-CEX	1
Able to discuss preparation of appropriate written report	CbD, mini-CEX	1
Behaviours		
Recognise importance of consultant accuracy in medico legal system	CbD, MSF	3
Teaching and Learning Methods		
Supervised /observed medico legal reporting Appropriate course Discussion of anonymous reports Methods agreed by Educational Supervisor and Trainee		

1c. Prick Testing

To be able to evaluate patients for contact urticaria and type I hypersensitivity and perform prick testing safely

Knowledge	Assessment Methods	GMP
Define indications for prick testing	CbD, SCE	1
Explain mandatory precautions, and indications for adrenaline auto-injector	CbD, SCE	1
Outline resuscitation techniques	CbD, SCE	1
Identify precautions necessary for latex allergic patients	CbD, SCE	1
Skills		
Performs procedures for testing for suspected contact urticaria and type I hypersensitivity	DOPS, mini-CEX	1
Behaviours		

Recognises dangers of prick testing	CbD, MSF	1
Teaching and Learning Methods		
Observation and performance of testing under supervision in outpatients		
Attendance on cardiopulmonary resus course		
Methods agreed by Educational Supervisor and Trainee		

2. Paediatric Dermatology

To be able to investigate, diagnose and treat neonates, children and adolescents with skin disease		
Knowledge	Assessment Methods	GMP
Describe skin diseases common/specific to infancy, childhood, and adolescence.	CbD, SCE	1
Define manifestations of adult skin disease detailed elsewhere in the curriculum which can occur in infancy and childhood	CbD, SCE	1
Define routine health checks, immunisations and developmental assessments	CbD, SCE	1
Define features of neglect or child abuse	CbD, SCE	1
Define when appropriate to maintain confidentiality in a child patient and outline Gillick competence	CbD, SCE	1
Define normal physiological parameters in infants and children	CbD, SCE	1
Identify paediatric specific pharmacology/prescribing including the use of unlicensed medicines	CbD, SCE	1
Explain growth, development and diet monitoring	CbD, SCE	1
Justify history taking from parents	CbD, SCE	1
Mechanisms of disease specific to childhood	CbD, SCE	1
Outlines relevant community and social service agencies	CbD, SCE	1
Skills		
Elicit good history from parents / carers and children	CbD, mini-CEX	1
Perform examination of skin/ integument/ relevant systems of newborn/infant/ child	CbD, mini-CEX	1
Form an appropriate diagnosis, investigation and treatment plan for children with skin disorders	CbD, mini-CEX	1
Obtain informed consent from children in family setting	CbD, mini-CEX, PS	1,3
Adopt a family-centred approach to the diagnosis and treatment of children	CbD, mini-CEX, PS	1,2
Perform minor skin surgical procedures in children of different ages including skin biopsy, curettage and cautery, cryotherapy and intralesional steroid injection	DOPS	1
Recognise developmental delay and failure to thrive using clinical assessment, growth charts and pubertal staging	CbD, mini-CEX	1
Recognise neglect and child abuse and refer appropriately to local safeguarding team and / or social services	CbD, mini-CEX	1,3
Recognise serious illness in children	CbD, mini-CEX	1
Communicate treatment plan to parents / carers and children of all	CbD, mini-CEX, PS	1,3

ages		
Behaviours		
Participate in family orientated diagnosis and treatment	mini-CEX, MSF	1,3
Recognise importance and roles of different healthcare professionals in child health	CbD, MSF	1,3
Consult paediatric BNF for prescribing at different ages	CbD, MSF	1
Consult paediatric colleagues or specialist paediatric dermatologists appropriately	CbD, MSF	1,2,3
Teaching and Learning Methods		
Supervised consultations in dedicated paediatric dermatology outpatients		
Supervision of paediatric in-patient management		
Supervised consultations of paediatric in-patient referrals to dermatology team		
Independent study of paediatric texts and journals		
Observation of specialist nursing staff		
Attendance at relevant course		
Methods agreed by Educational Supervisor and Trainee		

3. Genetics

To be able to diagnose and treat genetic skin disease and appreciate importance of genetic counselling		
To be able to identify individuals at risk of inherited disease and at risk of having affected children		
	Assessment Methods	GMP
Knowledge		
Describe modes of inheritance	CbD, SCE	1
Define molecular mechanisms of inherited disease	CbD, SCE	1
Describe support services for those with genetic disorders, including patient support groups	CbD, SCE	1
Explain risk of affected pregnancy in genetic disease	CbD, SCE	1
Describe methods of prenatal diagnosis	CbD, SCE	1
Skills		
Perform complete family history to determine mode of inheritance	CbD, mini-CEX	1
Determine risk in families with genetic disorders in different modes of inheritance and chromosomal abnormalities	CbD, mini-CEX	1
Communicate risk of affected pregnancy to parents clearly	CbD, mini-CEX, PS	1,3
Behaviours		
Recognise impact of genetic disease on patients and families	CbD, mini-CEX, PS	1,2
Recognise multi-system nature of some genetic skin disease and involve consultant colleagues from other specialties where appropriate	CbD, mini-CEX, MSF	1,3
Consult colleagues in clinical genetics appropriately	CbD, mini-CEX, MSF	1,3
Teaching and Learning Methods		
Supervised consultations in outpatients with special interest in genetic disease		
Journal club attendance		

Independent study
 Suitable external course
 Methods agreed by Educational Supervisor and Trainee

4. Cutaneous Laser Surgery

To be able to refer patients appropriately for laser surgery

Knowledge	Assessment Methods	GMP
Describe the characteristics of laser light and basic laser-skin interactions	CbD, SCE	1
Describe basic laser safety procedures relevant to cutaneous laser therapy	CbD, SCE	1
Describe the principal output characteristics of lasers commonly used for cutaneous disorders	CbD, SCE	1
Identify cutaneous disorders suitable for laser treatment	CbD, SCE	1
Identify circumstances where laser treatment would be hazardous	CbD, SCE	1
Skills		
Discusses benefits and risks of laser surgery in different clinical situations	CbD, mini-CEX	1
Demonstrates appropriate counselling to patients considering laser therapy	CbD, mini-CEX	1
Behaviours		
Recognises possible benefits and limitations of laser therapy	CbD	1,2
Communicates with laser specialist surgeons	CbD, MSF	1,3
Teaching and Learning Methods		
Independent study of texts and journals		
Observation of laser treatment of pigmented, vascular, ablative laser treatments performed by senior staff or allied health profession laser operators		
Appropriate courses		
Methods agreed by Educational Supervisor and Trainee		

5. Cosmetic Dermatology

To be able to advise patients considering cosmetic treatment

To be able to diagnose and manage patients with complications of cosmetic therapy

Knowledge	Assessment Methods	GMP
Describe techniques for cosmetic camouflage of skin lesions	CbD, SCE	1
Describe techniques for cosmetic procedures on skin, including Botulinum toxin injection, chemical peeling, injection of fillers, and hair transplantation	CbD, SCE	1
Describe pathology and clinical signs of chronological skin aging and photodamage	CbD, SCE	1
Describe complications of cosmetic treatments	CbD, SCE	1

Skills		
Discuss side effects of cosmetic treatments	CbD, mini-CEX	1
Assess complications of cosmetic treatments	CbD, mini-CEX	1
Behaviours		
Recognises complications of cosmetic treatments	CbD, mini-CEX	1
Recognises limitations of cosmetic therapy	CbD, mini-CEX	1
Teaching and Learning Methods		
Independent study		
Attend appropriate course		
Observation of dermatological cosmetic practice where possible		
Observation and participation in management of patients presenting to dermatology clinics in the NHS with complications of dermatological cosmetic intervention		
Methods agreed by Educational Supervisor and Trainee		

6a. Photosensitivity and Photodiagnosis

To be able to diagnose and manage patients with a photosensitive disease		
To be able to appropriately refer patients for monochromator light testing and photoprovocation testing		
	Assessment Methods	GMP
Knowledge		
Define electromagnetic spectrum, including UVB, UVA, visible light	SCE, CbD	1
Define the term "photosensitivity"	SCE, CbD	1
Describe classification of photosensitivity disorders	SCE, CbD	1
Explain the mechanisms underlying photosensitivity disorders	SCE, CbD	1
State clinical features of the photosensitive disorders	SCE, CbD	1
State common exogenous photosensitisers – topical, drug and dietary	SCE, CbD	1
Describe indications for phototesting and photopatch testing	SCE, CbD	1, 2
Describe appropriate range of investigations for photosensitive patient	SCE, CbD	1, 2
Describe procedures for phototesting and photopatch testing	SCE, CbD	1, 2
Describe light sources for MED, provocation and photopatch testing	SCE, CbD	1
Define safety procedures for use of ultraviolet radiation sources	SCE, CbD	2
Describe pathology tests that assist photodiagnosis, i.e. on blood, urine, stool and skin samples, including porphyrin and autoantibody tests, and their roles	SCE, CbD	1
Describe management of photosensitivity disorders, including photoprotective measures and topical and systemic medications	SCE, CbD	1
Skills		
Detect patient with photosensitivity disorder	mini-CEX, CbD	1
Perform appropriate history and examination of photosensitive patient	mini-CEX, CbD	1
Recognise patterns of clinical features occurring in different photosensitivity conditions and how they assist diagnosis	mini-CEX, CbD	1
Describe administration of phototesting and photopatch testing	mini-CEX, CbD	1

Interpret results of monochromator testing, provocation testing and photopatch testing	mini-CEX, CbD	1
Interpret results of pathology tests utilised in photodiagnosis	mini-CEX, CbD	1
Communicate test results and diagnosis of photosensitivity disorders to patient and other health professionals	mini-CEX, CbD, PS	1,3
Select appropriate patients for phototesting and recognise importance of results.	MSF, CbD	1, 2
Communicate management of photosensitivity disorders, including appropriate photoprotective measures, local and systemic treatments, to patient and other health professionals	mini-CEX, CbD, PS	1,3
Behaviours		
Recognise possibility of cutaneous photosensitivity in appropriate patients	CbD, mini-CEX	1
Contribute to multidisciplinary photodiagnostic team	MSF	3
Teaching and Learning Methods		
Independent study		
Postgraduate course		
Observation and performance within specialist outpatient unit dedicated to evaluation of photosensitive patients		
Journal club		
Methods agreed by Educational Supervisor and Trainee		

6b. Phototherapy and Photochemotherapy

To be able to select appropriate patients for phototherapy and photochemotherapy		
To be able to deliver and supervise phototherapy and photochemotherapy services		
Knowledge	Assessment Methods	GMP
Describe the mechanisms underlying beneficial and hazardous effects of phototherapy and photochemotherapy on tissue	SCE, CbD	1
State indications and contraindications for phototherapy and photochemotherapy	SCE, CbD	1, 2
Define which form of therapy should be used and its delivery (eg topical, local, systemic, broadband UVB, Narrow band UVB, PUVA)	SCE, CbD	1
Explain ultraviolet dosimetry and treatment regimens	SCE, CbD	1, 2
State what topical or systemic therapies may be used in addition to the course of phototherapy to optimise the response	SCE, CbD	1, 2
State adverse effects of different forms of therapy	SCE, CbD	1
Define management of patients who have had large numbers of UV treatments.	SCE, CbD	1, 2
Describe phototherapy equipment, MED/MPD test devices and UV protective eyewear	SCE, CbD	1, 2
Describe safety and quality control of UV equipment, including role of medical physics department	SCE, CbD	1, 2, 3
Explain how to set up a new service	SCE, CbD	1, 2
Discuss new developments in phototherapy	SCE, CbD	1

Describe UVA1 as a phototherapy treatment modality.	SCE, CbD	1
Describe how clinical governance systems can be used to improve the safety and effectiveness of ultraviolet phototherapy	SCE, CbD	1,2
Skills		
Communicate the risk-benefit ratio for UVB and for PUVA to patients. Counsel patients about phototherapy and PUVA and obtain their informed consent for these treatments.	mini-CEX, CbD, PS	1,3
Select appropriate treatment regimens	mini-CEX, CbD	1, 2
Identify patients failing to respond to treatment, reasons for this and management options	mini-CEX, CbD	1, 2
Evaluate the efficacy of UV therapies and be able to apply suitable discharge criteria	mini-CEX, CbD	1
Diagnose and manage adverse events precipitated by phototherapies.	mini-CEX, CbD	1
Behaviours		
Contributes to multidisciplinary team including phototherapy nurses, medical physics and doctors	CbD, MSF	3
Recognise importance of NICE, BAD and BPG guidelines for phototherapies	CbD	1,2
Recognises limits of different forms of therapy	CbD	1
Teaching and Learning Methods		
Independent study		
Observation and supervised performance in consultant led dedicated phototherapy outpatient clinic, ideally in both specialist centres and local units, for long enough to gain experience in all common and the majority of rare disorders treated with different therapies		
Supervised performance in outpatient treatment centre, both regular planned sessions and ad hoc reviews of patients in difficulty		
Observation and work with nursing and phototherapy staff in delivery of phototherapy and photochemotherapy		
Suitable external course		
Methods agreed by Educational Supervisor and Trainee		

6c. Photodynamic Therapy

The trainee will be able to select appropriate patients and lesions for photodynamic therapy (PDT). The trainee will be able to deliver and supervise a basic PDT service for patients with low risk lesions/conditions, and to refer patients appropriately to specialist PDT services.

	Assessment Methods	GMP
Knowledge		
Define the photodynamic reaction and principles of PDT	SCE, CbD	1
Describe the mechanisms underlying PDT effects on tissue, direct and indirect	SCE, CbD	1
Describe advantages and disadvantages of PDT versus other treatment modalities	SCE, CbD	1
State indications and contraindications for PDT	SCE, CbD	1, 2
State response rates and recurrence rates of PDT indications	SCE, CbD	1, 2
State adverse effects of PDT	SCE, CbD	1, 2

Describe available (pro)drugs and light sources	SCE, CbD	1
Explain how to set up a new service	SCE, CbD	1, 2
Discuss new developments in PDT	SCE, CbD	1
Define robust clinical governance system for PDT service that include accurate adverse event data expressed as a rate	SCE, CbD	1, 2
Skills		
Select appropriate PDT treatment regimen	mini-CEX, CbD	1, 3
Assess, counsel and obtain informed consent from patients prior to PDT treatment	mini-CEX, CbD, PS	1, 2, 3
Demonstrate application of PDT and instruction of patients during the procedure.	DOPS, mini-CEX, CbD, PS	1, 2, 3
Counsel patient in PDT after-care	mini-CEX, CbD, PS,	1, 3
Diagnose and manage adverse events precipitated by PDT.	mini-CEX, CbD	1
Identify patients failing to respond to treatment, reasons for this and management options	mini-CEX, CbD	1, 2
Behaviour		
Contribute to multidisciplinary team including nursing, physics and medical personnel	CbD, MSF	3
Recognise importance of NICE, BAD and BPG guidelines for PDT	CbD, MSF	1,2
Recognise limits of therapy	CbD, MSF	1
Teaching and Learning Methods		
Independent study		
Observation and supervised performance in consultant led PDT clinics.		
Supervised performance of PDT application to patients		
Suitable external course.		
Methods agreed by Educational Supervisor and Trainee		

7a. Genitourinary Medicine

To be able to detect sexually transmitted infection (STI) in patients presenting to dermatology, and refer appropriately to a Genitourinary Clinic

	Assessment Methods	GMP
Knowledge		
Define cutaneous manifestations of STIs	CbD, SCE	1
Explain clinical features, investigation, diagnosis and management of STIs, including genital HPV, candidosis, genital herpes, gonorrhoea, syphilis, HIV AIDS	CbD, SCE	1
Explain normalisation of HIV testing	CbD, SCE	1
Explain patient confidentiality	CbD, SCE	1
Identify clinical features of premalignant and malignant diseases of the genitalia	CbD, SCE	1
Explain contact tracing in STI	CbD, SCE	1
Skills		
Perform sexual history taking appropriately and thoroughly	CbD, mini-CEX	1

Demonstrate appropriate physical examination	mini-CEX	1
Evaluate accurate differential diagnosis	CbD, mini-CEX	1
Explain need for HIV testing	CbD, mini-CEX	1
Take appropriate samples for investigation of infection	CbD, mini CEX	1
Behaviours		
Recognise requirements of patient confidentiality	MSF, PS	1,4
Chooses to refer patients to STI clinic appropriately	CbD, MSF	1,3
Teaching and Learning Methods		
Observation of, assisting and discussion with senior staff in STI outpatient clinic		
Independent study		
External course		
Methods agreed by Educational Supervisor and Trainee		

7b. Vulval Dermatology

To be able to competently diagnose and manage common vulval disorders in patients presenting to dermatology		
	Assessment Methods	GMP
Knowledge		
Describe the anatomy, physiology and embryology of the vulva, and its variation between prepubertal, reproductive and post-menopausal state	CbD, SCE	1
Describe Common and rarer vulval disorders, and define the manifestation of other dermatoses when affecting the vulval skin	CbD, SCE	1
Skills		
Take a vulval history and perform an examination of the vulva	CbD, mini-CEX	1
Diagnose and manage vulval disorders including performing vulval biopsies and their histological interpretation	CbD, DOPS mini-CEX	1
Behaviours		
Recognise when to refer to Gynaecology, GUM, Oral Medicine, physiotherapy, pain management or Sexual Therapists	CbD, mini-CEX, MSF, PS	1,4
Recognise the requirements of patient confidentiality and psychological impact of genital disease on the family and relationships	CbD, MSF, PS	1,3
Teaching and Learning Methods		
Observation of, assisting and discussion with senior staff in vulval clinics in Dermatology as well as with other specialties such as GUM, Gynaecologists and Psychosexual therapists		
Independent study		
External course		
Methods agreed by Educational Supervisor and Trainee		

7c. Male Genital Disease

To be able to diagnose and manage common penile disorders in patients presenting to dermatology		
	Assessment	GMP

Knowledge	Methods	
Describe the anatomy and embryology of the penis foreskin and scrotum. Define the anatomical and physiological variation with age and especially as regards the prepuce and naviculomeatal valve	CbD, SCE	1
Explain clinical features, investigation, diagnosis and management of common and rarer penile dermatoses	CbD, SCE	1
Explain when to consider circumcision and referral to Urology or GUM	CbD, SCE	1
Skills		
Perform a male genital history and systematic examination of the penis, prepuce, scrotum, groins and perineum	CbD, mini-CEX	1
Construct a differential diagnosis, design and execute a suitable management plan for penile dermatoses	CbD, mini-CEX	1
Perform outpatient penis biopsies and interpret histological reports	CbD, DOPS	1
Behaviours		
Recognise the requirements of patient confidentiality and the psychological impact of genital disease on sexual relationships	MSF, PS	1,3,4
Recognise the importance of referral to related specialist such as GUM physicians and Urologists	CbD, MSF	1,3
Teaching and Learning Methods		
Observation of, assisting and discussion with senior staff in male genital dermatology or GUM outpatient clinic		
Independent study		
External course		
Methods agreed by Educational Supervisor and Trainee		

7d. Oral Medicine

To be able to diagnose and manage oral disorders and oral manifestations of systemic disease in patients presenting to dermatology		
Knowledge	Assessment Methods	GMP
Recognise the common oral mucosal disorders and oral manifestations of skin diseases	CbD, SCE	1
Recognise the distinguishing features and differential diagnosis of oral ulceration	CbD, SCE	1
Identify features suggestive of premalignant or malignant diseases of the oral mucosa	CbD, SCE	1
Skills		
Undertake an appropriate history for an oral or mucocutaneous disease	CbD, mini-CEX	1
Conduct a systematic examination of the peri-oral and oropharyngeal tissues	CbD, mini-CEX	1
Perform simple diagnostic biopsies of oral mucosa	CbD, DOPS	1
Appropriately select therapeutic options for oral disease	CbD, mini-CEX	1
Behaviours		
Chooses appropriately to refer to Oral Medicine Department	MSF, PS	1,3,4

Teaching and Learning Methods

Attendance at appropriate oral medicine clinic if available, or study of patients within general dermatology clinics.

Independent study

External course

Methods agreed by Educational Supervisor and Trainee

8. Dermatology and Primary Health Care

To be able to Communicate appropriately with Primary Health Care Physicians for the benefit of both patient and General Practitioner

Knowledge	Assessment Methods	GMP
Describe the organisation, problems and expectations present in Primary Health Care	CbD, SCE	1
Identify presentation and management of dermatological problems in the primary care setting	CbD, SCE	1
Describe the organisation of a Health Care Centre/ polyclinic	CbD, SCE	1
Explain the process of referral from primary to secondary care	CbD, SCE	1
State the role of practice nurses, district nurses and health visitors in the care of patients with chronic skin problems	CbD, SCE	1
Skills		
Evaluate priority of GP referral letters appropriately for patients to be seen	CbD	1
Communicate with GP appropriately following consultations with patients	CbD	1,3
Communicate with GP by telephone, providing advice or arranging	CbD	1,3
Behaviours		
Recognise importance of good communication between primary and secondary care	CbD, MSF	1,3
Teaching and Learning Methods		
Observation of GPs and nurses in surgeries		
Small group work within the practice		
Observation of administrative process of a health centre		
Methods agreed by Educational Supervisor and Trainee		

Working within the health service there is a need to understand and work within the organisational structures that are set. A significant knowledge of leadership principles and practice as defined in the Medical Leadership Competence Framework is an important part of this competence.

9. Management and NHS structure

To understand the structure of the NHS and the management of local healthcare systems in order to be able to participate fully in managing healthcare provision

Knowledge	Assessment Methods	GMP
Understand the guidance given on management and doctors by the GMC	CbD	1
Understand the local structure of NHS systems in your locality recognising the potential differences between the four countries of the UK	CbD	1
Understand the structure and function of healthcare systems as they apply to dermatology	CbD	1
Understand the consistent debates and changes that occur in the NHS including the political, social, technical, economic, organisational and professional aspects that can impact on provision of service	CbD	1
Understand the importance of local demographic, socio-economic and health data and the use to improve system performance	CbD	1
Be familiar with the range of agencies that can provide care and support in and out of hospital, and how they can be accessed	CbD	1
Understand the principles of: <ul style="list-style-type: none"> Clinical coding European Working Time Regulations including rest provisions National Service Frameworks Health regulatory agencies (e.g. NICE, Scottish Government) NHS Structure and relationships NHS finance and budgeting Consultant contract and the contracting process Resource allocation The role of the Independent sector as providers of healthcare Patient and public involvement processes and role 	CbD, mini-CEX	1
Understand the principles of recruitment and appointment procedures	CbD	1
Skills		
Participate in managerial meetings	MSF	1
Take an active role in promoting the best use of healthcare resources	CbD, mini-CEX	1
Work with stakeholders to create and sustain a patient-centred service	CbD, mini-CEX	1
Employ new technologies appropriately, including information technology	CbD, mini-CEX	1
Conduct an assessment of the community needs for specific health improvement measures	CbD, mini-CEX	1
Behaviours		

Recognise the importance of equitable allocation of healthcare resources and of commissioning	CbD	1,2
Recognise the role of doctors as active participants in healthcare systems	CbD, mini-CEX	1,2
Respond appropriately to health service objectives and targets and take part in the development of services	CbD, mini-CEX	1,2
Recognise the role of patients and carers as active participants in healthcare systems and service planning	CbD, mini-CEX, PS	1,2,3
Show willingness to improve managerial skills (e.g. management courses) and engage in management of the service	CbD, MSF	1
Level Descriptor		
1/2	<p>Can describe in outline the roles of primary care, including general practice, public health, community, mental health, secondary and tertiary care services within healthcare</p> <p>Can describe the roles of members of the clinical team and the relationships between those roles</p> <p>Participates fully in clinical coding arrangements and other relevant local activities</p>	
3	<p>Can describe the relationship between PCTs/Health Boards, General Practice and Trusts including relationships with local authorities and social services</p> <p>Participate in team and clinical directorate meetings including discussions around service development</p> <p>Discuss the most recent guidance from the relevant health regulatory agencies in relation to the specialty</p>	
4	<p>Describe the local structure for health services and how they relate to regional or devolved administration structures</p> <p>Be able to discuss funding allocation processes from central government in outline and how that might impact on the local health organisation</p> <p>Participate fully in clinical directorate meetings and other appropriate local management structures in planning and delivering healthcare within the specialty</p> <p>Participate as appropriate in staff recruitment processes in order to deliver an effective clinical team</p> <p>Within the Directorate collaborate with other stake holders to ensure that their needs and views are considered in managing services</p>	

10. Medical Leadership

These competencies will be developed throughout the training programme. However They are listed here as a module as the majority of trainees will focus on this area along with competency 23 (above) within their final year of training. The competencies will be developed further after CCT. In addition to the assessment methods listed, the educational supervisor appraisal meetings will be used to discuss many of these competencies and feedback given formally in the educational supervisor's annual report (see section 6.1 below).

10a Personal Qualities

Identify own strengths, limitations and the impact of their behaviour and is able to change their behaviour in light of feedback and reflection		
	Assessment Methods	GMP
Knowledge		
Demonstrates different methods of obtaining feedback	MSF	3,4
The importance of best practice transparency and consistency	MSF, Cbd	3,4
Skills		
Maintain and routinely practice critical self awareness, including being able to discuss strengths and weaknesses with supervisor and recognising external influences and changing behaviour accordingly.	MSF	2,4
Use assessment, appraisal, complaints and other feedback to discuss and develop an understanding of own development needs	MSF	2,4
Behaviours		
Recognising and showing respect for diversity and differences in others	MSF, Cbd	3
Shows commitment to continuing professional development which involves seeking training and self development opportunities, learning from colleagues and accepting criticism	MSF	3

10b Working with others

Adopt a team approach, acknowledging and appreciating efforts, contributions and compromises. Continue to recognise the common purpose of the team and respect their decisions		
	Assessment Methods	GMP
Knowledge		
Demonstrates a wide range of leadership styles and approaches and the applicability to different situations and people	MSF	2,3
Skills		
Enable individuals, groups and agencies to implement plans and make decisions	MSF	3
Behaviours		
Showing recognition of a team approach, respecting colleagues, including non-medical professionals	MSF	3

10c Managing Services

Support team members to develop their roles and responsibilities and continue to review performance of the team members to ensure that planned service outcomes are met

	Assessment Methods	GMP
Knowledge		
Demonstrate knowledge of relevant legislation and HR policies	SCE, CbD	1
Show knowledge of the duties, rights and responsibilities of an employer and co-worker	MSF	3
Demonstrates knowledge of individual performance review	MSF	3
Skills		
Continue to contribute towards staff development and training, including mentoring, supervision and appraisal	MSF	3
Behaviours		
Commitment to good communication whilst also inspiring confidence and trust	MSF	3

10d Improving Services

Ensure patient safety at all times, continue to encourage innovation and facilitate transformation

	Assessment Methods	GMP
Knowledge		
Demonstrate knowledge of risk management issues and risk management tools	SCE	2
Demonstrates understanding of how healthcare governance influences patient care.	SCE, MSF	2
Demonstrates a knowledge of a variety of methodologies for developing creative solutions to improving services	MSF	3
Skills		
Reports clinical incidents	MSF	2
Monitors the quality of equipment and safety of the environment relevant to the specialty	MSF	2
Questions existing practice in order to improve the services	MSF	2
Behaviours		
Seeks advice and or assistance whenever concerned about patient safety	MSF	2
Supports colleagues to voice new ideas and is open minded to new thoughts.	MSF	3

10e Setting Direction

Is able to identify the contexts for change and is able to make decisions

	Assessment Methods	GMP
Knowledge		
Demonstrates knowledge of the functions and responsibilities of national bodies, College and faculties, representatives, regulatory bodies.	SCE	1

Demonstrates effective communication strategies within organisations	MSF	3
Skills		
The ability to discuss the local, national and UK health priorities and how they impact on the delivery of health care relevant to the specialty	MSF	2,3
Is able to run committee meetings and work collegiately and collaboratively with a wide range of people outside the immediate clinical setting	MSF	3
Behaviours		
Willingness to articulate strategic ideas and use effective influencing skills	MSF	3
Willingness to participate in decision making processes beyond the immediate clinical care setting	MSF	3

4 Learning and Teaching

4.1 The Training Programme

The organisation and delivery of postgraduate training is the statutory responsibility of the General Medical Council (GMC) which devolves responsibility for the local organisation and delivery of training to the deaneries. Each deanery oversees a "School of Medicine" which is comprised of the regional Specialty Training Committees (STCs) in each medical specialty. Responsibility for the organisation and delivery of specialty training in Dermatology in each deanery is, therefore, the remit of the regional Dermatology STC. Each STC has a Training Programme Director who coordinates the training programme in the specialty. Each STC has representation on the Dermatology SAC either directly via the chair of the STC or indirectly via the chair of an adjacent STC. This ensures good communication of national training issues to and from the training programmes.

Each training programme will have some individual differences, but should be structured to ensure comprehensive cover of the entire curriculum. The curriculum is divided into progressive and modular elements. The trainee should have experience of the progressive elements throughout the 4 years of training, and should build on competencies year by year.

The trainee will undertake the modular elements as attachments to specialist clinics or units. These attachments will usually be integrated into the progressive curriculum. For example, during the second year of training a trainee may undertake work in a specialist phototherapy clinic once per week for 6 months. The length of time required for each modular element is flexible and will depend on the intensity of training experience and the competencies to be acquired. This will vary from one training programme to another, and even with the experience and ambitions of the trainee. Thus the attachments will be agreed by the educational supervisor, training programme director and trainee.

The sequence of training should ensure appropriate progression in experience and responsibility. The training to be provided at each training site is defined to ensure that, during the programme, the entire curriculum is covered and also that unnecessary duplication and educationally unrewarding experiences are avoided. However, the sequence of training should ideally be flexible enough to allow the trainee to develop a special interest.

Acting up as a consultant (AUC)

"Acting up" provides doctors in training coming towards the end of their training with the experience of navigating the transition from junior doctor to consultant while maintaining an element of supervision.

Although acting up often fulfills a genuine service requirement, it is not the same as being a locum consultant. Doctors in training acting up will be carrying out a consultant's tasks but with the understanding that they will have a named supervisor at the hosting hospital and that the designated supervisor will always be available for support, including out of hours or during on-call work. Doctors in training will need to follow the rules laid down by the Deanery / LETB within which they work and also follow the JRCPTB rules which can be found at www.jrcptb.org.uk/trainingandcert/Pages/Out-of-Programme.

4.2 Teaching and Learning Methods

The curriculum will be delivered through a variety of learning experiences. Trainees will learn clinical skills appropriate to their level of training and to their attachment within the department.

Trainees will achieve the competencies described in the curriculum through a variety of learning methods. There will be a balance of different modes of learning from formal teaching programmes to experiential learning 'on the job'. The proportion of time allocated to different learning methods may vary depending on the nature of the attachment within a rotation.

Opportunities for concentrated practice in skills and procedures will be given throughout training via specialist clinical settings. For example skills in assessing and managing skin cancer will be gained via attendance at multi-disciplinary skin cancer clinics; skills in advanced skin surgery may be acquired within a dedicated skin surgery list, supervised by a consultant with expertise in this area. Learning from peers will occur at clinical meetings, and in larger departments more senior trainees will mentor juniors. Formal situations (such as journal club) will be part of every departmental timetable and provide specific learning experiences.

External courses will be available to trainees, and study leave to attend these courses should be available. No single course is considered compulsory. The choice of which course to attend should be considered and decided upon by the educational supervisor and trainee, taking in to account training opportunities within the local training programme.

Trainee weekly timetables will vary from one programme to another, and within each programme. In general the average weekly timetable should include between 5 and 7 half day sessions of direct clinical experience. This should include one surgery session for most of the training programme. The remaining 3 sessions should be used for administrative work, personal study and research. . In addition, the trainee should usually gain experience from out of hours on call work during most of the training programme.

Most of the curriculum is suited to delivery by work-based experiential learning and on-the-job supervision. Where it is clear from trainees' experience that parts of the curriculum are not being delivered within their work place, appropriate off-the-job education or rotations to other work places will be arranged. The key will be regular work-based assessment by educational supervisors who will be able to assess, with the trainee, their on-going progress and whether parts of the curriculum are not being delivered within their present work place.

This section identifies the types of situations in which a trainee will learn.

Learning with Peers

There are many opportunities for trainees to learn with their peers. Local postgraduate teaching opportunities allow trainees of varied levels of experience to come together for small group sessions. Examination preparation encourages the formation of self-help groups and learning sets.

Work-based Experiential Learning

The content of work-based experiential learning is decided by the local faculty for education but includes active participation in:

- Dermatology clinics including specialty clinics. After initial induction, trainees will review patients in outpatient clinics, under direct supervision. The degree of responsibility taken by the trainee will increase as competency increases. As experience and clinical competence increase, trainees will assess 'new' and 'review' patients and present their findings to their clinical supervisor.
- Dermatology on call.
- Personal ward rounds and provision of ongoing clinical care on Dermatology ward attachments. Every patient seen, on the ward or in out-patients, provides a learning opportunity, which will be enhanced by following the patient through the course of their illness: the experience of the evolution of patients' problems over time is a critical part both of the diagnostic process as well as management. Patients seen should provide the basis for critical reading and reflection of clinical problems.
- Consultant-led ward rounds for dermatology in-patients and word referrals. Every time a trainee observes another doctor, consultant or fellow trainee, seeing a patient or their relatives there is an opportunity for learning. Ward rounds should be led by a consultant and include feedback on clinical and decision-making skills.
- Multi-disciplinary team meetings. There are many situations where clinical problems are discussed with clinicians in other disciplines. These provide excellent opportunities for observation of clinical reasoning.
- Participation in departmental management meetings. Trainees should be allowed to attend and contribute, especially in the final year of training to acquire understanding and experience of NHS management.

Trainees have supervised responsibility for the care of in-patients. This includes day-to-day review of clinical conditions, note keeping, and the initial management of the acutely ill patient with referral to and liaison with clinical colleagues as necessary. The degree of responsibility taken by the trainee will increase as competency increases. There should be appropriate levels of clinical supervision throughout training with increasing clinical independence and responsibility as learning outcomes are achieved (see Section 5: Feedback and Supervision).

Independent Self-Directed Learning

Throughout dermatological training the trainee should spend time on independent study, including reading recommended texts, journals, and using computer searches to access appropriate material on the Internet.

Trainees will also use this time in a variety of ways depending upon their stage of learning. Suggested activities include:

- Reading of textbooks, journals and web-based material
- Maintenance of personal e-portfolio (self-assessment, reflective learning, personal development plan)
- Audit and research projects
- Achieving personal learning goals beyond the essential, core curriculum

Formal Study Courses

Time to be made available for formal courses is encouraged. Examples include management courses and communication courses.

General dermatology outpatient clinics

This should comprise a significant part of the first year. It should also form a significant part of at least 2 more years of training. Trainees should see both new and review patients. The number of patients seen in clinic will vary with the complexity

and year of training, but by the end of training a trainee should be able to see 6 new and 12 follow up patients (assuming a typical general dermatology clinic case mix). Sufficient time must always be made available for the supervising consultant to teach and advise the trainee during these clinics. Review of clinic notes or clinical letters may be a useful way to discuss a larger number of cases.

Ward Referrals and on Call

The trainee must have a regular commitment to seeing hospital in-patient referrals for at least three of the four years, and should become familiar with the skin problems of patients in intensive care units. Trainees should also see dermatological problems arising in paediatric patients and in neonates.

During the course of 4 years the trainee should have sufficient experience of emergency dermatological presentations to become competent in managing acute serious skin disease, both assessing severity accurately by telephone and deciding when patients need to be seen urgently. This experience should cover the care of dermatology in-patients, dermatological problems arising in patients on general wards (adult and paediatric), the intensive care unit and the Accident and Emergency Department, at the request of colleagues senior and junior within the hospital. Furthermore, experience should be gained in managing rare, but serious disorders such as toxic epidermal necrolysis and necrotising fasciitis.

Training programmes will vary from region to region with respect to how this emergency experience is provided, and this will depend in part on the intensity of the workload. Typically the training is achieved by providing out of hours cover from home, and may be achieved by working an extended day or providing overnight and weekend cover. The time taken to achieve the necessary competencies will vary from region to region. As a guide the average programme is likely to require a regular out of hours on call commitment for at least 3 out of the 4 years of training. Any differences or changes in working patterns must not result in an overall loss of training experience. While providing out of hours cover, the trainee should be supported at all times by an on-call consultant.

Supervisors/Consultants should expect to discuss the diagnosis and management of all on-call or ward referrals with trainees during their first year, and to accompany them to review many of the cases thereafter. A regular timetabled ward round is ideal for this, as are specified clinic slots for reviewing the progress of urgent GP referrals seen by trainees while on-call out-of-hours. Trainees should be given increasing responsibility for carrying out consultations independently, but the expectation of senior review for a large proportion of cases seen throughout training should remain. Consultant advice should be readily available at all times. Greater attention to supervision earlier in training should speed the development of safe and independent practice, and minimise the repetition of mistakes.

Specialist Out Patient Clinics

Sufficient time should be spent during attachments to specialised clinics to achieve the listed competencies. This will include attachments to cover the modular elements of the curriculum. Teaching in these clinics will be delivered by consultants experienced in the subspeciality.

Trainees should have experience of dermatological surgery by performing a surgical list under supervision regularly throughout training. There should be sufficient exposure to gain the competencies listed.

Formal Postgraduate Teaching

The content of these sessions are determined by the local faculty of medical education and will be based on the curriculum. There are many opportunities throughout the year for formal teaching in the local postgraduate teaching sessions and at regional, national and international meetings. Many of these are organised by the Royal Colleges of Physicians.

Suggested activities include:

- A programme of formal bleep-free regular teaching sessions to cohorts of trainees (e.g. a weekly core training hour of teaching within a Trust)
- Case presentations
- Journal clubs
- Research and audit projects
- Lectures and small group teaching
- Grand Rounds
- Clinical skills demonstrations and teaching
- Critical appraisal and evidence based medicine and journal clubs
- Joint specialty meetings
- Attendance at training programmes organised on a deanery or regional basis, which are designed to cover aspects of the training programme outlined in this curriculum.

In addition the trainee should be able to attend national training opportunities for delivery of external teaching. A full list of national available courses and meetings in dermatology in the UK is available on the British Association of Dermatologists website (www.BAD.org.uk). The trainee does not need to attend all of these, but should discuss with their educational supervisor which are likely to be of most use to them as an individual. This will depend on the local strengths of the training department, and on the trainee's particular interests.

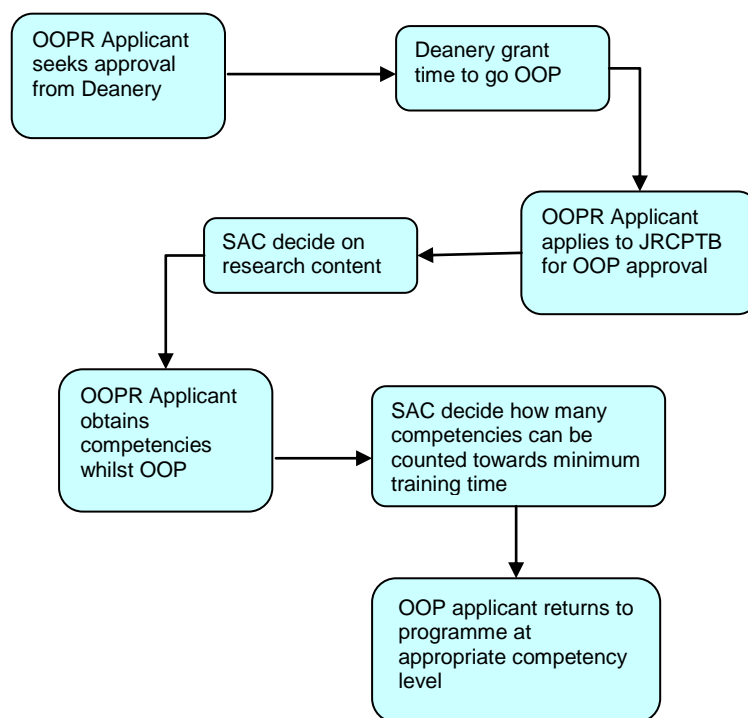
4.3 Research

Trainees who wish to acquire research competencies, *in addition*, to those specified in their specialty curriculum, may undertake a research project as an ideal way of obtaining those competencies. For those in specialty training, one option to be considered is that of taking time out of programme to complete a specified project or research degree. Applications to research bodies, the deanery (via an OOPR form) and the JRCPTB (via a Research Application Form) are necessary steps, which are the responsibility of the trainee. The JRCPTB Research Application Form can be accessed via the JRCPTB website. It requires an estimate of the competencies that will be achieved and, once completed, it should be returned to JRCPTB together with a job description and an up to date CV. The JRCPTB will submit applications to the relevant SACs for review of the research content including an indicative assessment of the amount of clinical credit (competence acquisition) which might be achieved. This is likely to be influenced by the nature of the research (eg entirely laboratory-based or strong clinical commitment), as well as duration (eg 12 month Masters, 2-year MD, 3-Year PhD). On approval by the SAC, the JRCPTB will advise the trainee and the deanery of the decision. The deanery will make an application to the GMC for approval of the out of programme research. All applications for out of programme research must be prospectively approved.

Upon completion of the research period the competencies achieved will be agreed by the OOP Supervisor, Educational Supervisor and communicated to the SAC, accessing the facilities available on the JRCPTB ePortfolio. The competencies achieved will determine the trainee's position on return to programme; for example if an ST3 trainee obtains all ST4 competencies then 12 months will be recognised

towards the minimum training time and the trainee will return to the programme at ST5. This would be corroborated by the subsequent ARCP.

This process is shown in the diagram below:



Funding will need to be identified for the duration of the research period. Trainees need not count research experience or its clinical component towards a CCT programme but must decide whether or not they wish it to be counted on application to the deanery and the JRCPTB.

A maximum period of 3 years out of programme is allowed and the SACs will recognise up to 12 months towards the minimum training times.

4.4 Academic Training

For those contemplating an academic career path, there are now well-defined posts at all levels in the Integrated Academic Training Pathway (IATP) involving the National Institute for Health Research (NIHR) and the Academy of Medical Sciences (AMS). For full details see <http://www.nccrcd.nhs.uk/intetacatrain> and <http://www.academicmedicine.ac.uk/uploads/A-pocket-guide.pdf>. Academic trainees may wish to focus on education or research and are united by the target of a consultant-level post in a university and/or teaching hospital, typically starting as a senior lecturer and aiming to progress to readership and professor. A postgraduate degree will usually be essential (see “out of programme experience”) and academic mentorship is advised (see section 6.1). Academic competencies have been defined by the JRCPTB in association with AMS and the Colleges and modes of assessment have been incorporated in the latest edition of the Gold Guide (section 7, see <http://www.jrcptb.org.uk/forms/Documents/GoldGuide2009.pdf>).

Academic integrated pathways to CCT are a) considered fulltime CCTs as the default position and b) are run through in nature. The academic programmes are CCT programmes and the indicative time academic trainees to achieve the CCT is the same as the time set for non-academic trainees. If a trainee fails to achieve all the

required competencies within the notional time period for the programme, this would be considered at the ARCP, and recommendations to allow completion of clinical training would be made (assuming other progress to be satisfactory). An academic trainee working in an entirely laboratory-based project would be likely to require additional clinical training, whereas a trainee whose project is strongly clinically oriented may complete within the “normal” time (see the guidelines for monitoring training and progress)

<http://www.academicmedicine.ac.uk/careersacademicmedicine.aspx>. Extension of a CCT date will be in proportion depending upon the nature of the research and will ensure full capture of the specialty outcomes set down by the Royal College and approved by GMC.

All applications for research must be prospectively approved by the SAC and the regulator, see www.jrcptb.org.uk for details of the process.

5 Assessment

The domains of Good Medical Practice will be assessed using both workplace-based assessments and examination of knowledge and clinical skills, which will sample across the domains of the curriculum i.e. knowledge, skills and behaviour. The assessments will be supplemented by structured feedback to trainees within the training programme of Dermatology. Assessment tools will be both formative and summative and will be selected on the basis of their fitness for purpose.

5.1 The Assessment System

The purpose of the assessment system is to:

- enhance learning by providing formative assessment, enabling trainees to receive immediate feedback, measure their own performance and identify areas for development;
- drive learning and enhance the training process by making it clear what is required of trainees and motivating them to ensure they receive suitable training and experience;
- provide robust, summative evidence that trainees are meeting the curriculum standards during the training programme;
- ensure trainees are acquiring competencies within the domains of Good Medical Practice;
- assess trainees’ actual performance in the workplace;
- ensure that trainees possess the essential underlying knowledge required for their specialty;
- inform the Annual Review of Competence Progression (ARCP), identifying any requirements for targeted or additional training where necessary and facilitating decisions regarding progression through the training programme;
- identify trainees who should be advised to consider changes of career direction.

The integrated assessment system comprises workplace-based assessments and knowledge – base assessments Individual assessment methods are described in more detail below.

Workplace-based assessments will take place throughout the training programme to allow trainees to continually gather evidence of learning and to provide trainees with formative feedback. They are not individually summative but overall outcomes from a number of such assessments provide evidence for summative decision making. The number and range of these will ensure a reliable assessment of the training relevant to their stage of training and achieve coverage of the curriculum.

5.2 Assessment Blueprint

In the syllabus (3.3) the “Assessment Methods” shown are those that are appropriate as **possible** methods that could be used to assess each competency. It is not expected that all competencies will be assessed and that where they are assessed not every method will be used.

5.3 Assessment Methods

The following assessment methods are used in the integrated assessment system:

Examinations and Certificates

- The Specialty Certificate Examination in Dermatology (SCE)

The Federation of Royal Colleges of Physicians of the UK, in association with the British Association of Dermatologists, has developed a Specialty Certificate Examination. The aim of this national assessment is to assess a trainee’s knowledge and understanding of the clinical sciences relevant to specialist medical practice and of common or important disorders to a level appropriate for a newly appointed consultant. The Specialty Certificate Examination is a prerequisite for attainment of the CCT.

Information about the SCE in Dermatology, including guidance for candidates, is available on the MRCP (UK) website www.mrcpuk.org

Workplace-Based Assessments (WPBAs)

- Multi-Source Feedback (MSF)
- mini-Clinical Evaluation Exercise (mini-CEX)
- Direct Observation of Procedural Skills (DOPS)
- Case-Based Discussion (CbD)
- Patient Survey (PS)
- Audit Assessment (AA)
- Teaching Observation (TO)

These methods are described briefly below. More information about these methods including guidance for trainees and assessors is available in the ePortfolio and on the JRCPTB website www.jrcptb.org.uk. Workplace-based assessments should be recorded in the trainee’s ePortfolio. The workplace-based assessment methods include feedback opportunities as an integral part of the assessment process, this is explained in the guidance notes provided for the techniques.

Multisource Feedback (MSF)

This tool is a method of assessing generic skills such as communication, leadership, team working, reliability etc, across the domains of Good Medical Practice. This provides objective systematic collection and feedback of performance data on a trainee, derived from a number of colleagues. ‘Raters’ are individuals with whom the trainee works, and includes doctors, administration staff, and other allied professionals. The trainee will not see the individual responses by raters. Structured summary of feedback is given to the trainee by the Educational Supervisor.

mini-Clinical Evaluation Exercise (mini-CEX)

This tool evaluates a clinical encounter with a patient to provide an indication of competence in skills essential for good clinical care such as history taking, examination and clinical reasoning. The trainee receives immediate feedback to aid

learning. The mini-CEX can be used at any time and in any setting when there is a trainee and patient interaction and an assessor is available.

Direct Observation of Procedural Skills (DOPS)

A DOPS is an assessment tool designed to assess the performance of a trainee in undertaking a practical procedure, against a structured checklist. The majority of DOPS are relating to skin surgery, but DOPS have also been designed for other practical procedures such as obtaining mycology samples and skin prick testing. The trainee receives immediate feedback to identify strengths and areas for development.

Case based Discussion (CbD)

The CbD assesses the performance of a trainee in their management of a patient to provide an indication of competence in areas such as clinical reasoning, decision-making and application of medical knowledge in relation to patient care. It also serves as a method to document conversations about, and presentations of, cases by trainees. The CbD should include discussion about a written record (such as written case notes, out-patient letter, and discharge summary). A typical encounter might be when presenting newly referred patients in the out-patient department.

Patient Survey (PS)

Patient Survey address issues, including behaviour of the doctor and effectiveness of the consultation, which are important to patients. It is intended to assess the trainee's performance in areas such as interpersonal skills, communication skills and professionalism by concentrating solely on their performance during one consultation.

Audit Assessment Tool (AA)

The Audit Assessment Tool is designed to assess a trainee's competence in completing an audit. The Audit Assessment can be based on review of audit documentation OR on a presentation of the audit at a meeting. If possible the trainee should be assessed on the same audit by more than one assessor.

Teaching Observation (TO)

The Teaching Observation form is designed to provide structured, formative feedback to trainees on their competence at teaching. The Teaching Observation can be based on any instance of formalised teaching by the trainee which has been observed by the assessor. The process should be trainee-led (identifying appropriate teaching sessions and assessors).

5.4 Decisions on Progress (ARCP)

The Annual Review of Competence Progression (ARCP) is the formal method by which a trainee's progression through her/his training programme is monitored and recorded. ARCP is not an assessment – it is the review of evidence of training and assessment. The ARCP process is described in A Reference Guide for Postgraduate Specialty Training in the UK (the "Gold Guide" – available from www.mmc.nhs.uk). Deaneries are responsible for organising and conducting ARCPs. The evidence to be reviewed by ARCP panels should be collected in the trainee's ePortfolio.

The ARCP panel will meet each year to assess each trainee's progress and this is usually done in the absence of the trainee, unless an unsatisfactory outcome is expected in which case the trainee will be informed in advance. The panel will review the adequacy of the documented evidence provided in the educational supervisor's report and by the trainee. Decisions regarding a) competencies achieved and b) progression or completion of training will be made. An outcome will be determined

by the ARCP panel and communicated to the College and the TPD. The TPD will keep a copy of the outcome form and send copies to the trainee and the trainee's educational supervisor. The trainee must return a signed copy to the Deanery within ten days.

The ARCP Decision Aid is included in section 5.5, giving details of the evidence required of trainees for submission to the ARCP panels.

5.5 ARCP Decision Aid

The ARCP decision aid shows how the ARCP panel can review the trainee's portfolio for evidence of competence required at the end of each year. The decision aid should be used in conjunction with the syllabus in section 3.3. The decision aid lists the minimum number of satisfactory assessments expected. These assessments should be sampled across the competencies required for that year. For the progressive elements of the curriculum a trainee completing ST3 (year 1 specialty training) will be expected to have gained all competencies marked with 1 in the year column of the syllabus in section 3.3. If a trainee has undertaken one or more modular elements, then the assessments should have included sampling of these competencies also. Thus the ARCP decision aid, together with the syllabus describes how the trainee will build on each set of competencies progressively year by year.

It is not expected that every competence will have been individually assessed, but that a range of different competencies will have been sampled using the assessment methods available. It is the trainee's responsibility to organise these assessments with their clinical supervisors in a timely fashion throughout the training year.

Year	Assessments
ST3 (year 1 specialty training)	<p>Minimum satisfactory assessments sampled across year 1 competencies of progressive elements of curriculum plus any modules undertaken during the year:</p> <p>4 surgery DOPS 2 non surgical DOPS* 4 mini-CEX 10 CbD 1 MSF 1 patient survey 1 Teaching Observation</p> <p>Other documents to be reviewed at ARCP:</p> <p>1 audit assessment Attendance record Educational supervisor's report Research supervisor's report</p>
ST4 (year 2 specialty training)	<p>Minimum satisfactory assessments sampled across year 2 competencies of progressive elements of curriculum plus any modules undertaken during the year:</p> <p>4 surgery DOPS 2 non surgical DOPS* 4 mini-CEX 10 CbD 1 patient survey 1 Teaching Observation</p> <p>Other documents to be reviewed at ARCP:</p> <p>1 audit assessment Attendance record Educational supervisor's report Research supervisor's report</p>
ST5 –PYA (year 3 specialty training)	<p>Minimum satisfactory assessments sampled across year 3 competencies of progressive elements of curriculum plus any modules undertaken during the year:</p> <p>4 surgery DOPS 2 non surgical DOPS* 4 mini-CEX 10 CbD 1 patient survey 1 MSF 1 Teaching Observation</p> <p>Other documents to be reviewed at ARCP:</p> <p>1 Audit assessment Attendance Educational supervisor's report Research supervisor's report SCE attempt/pass</p>
ST6 (year 4 specialty training)	<p>Minimum satisfactory assessments sampled across year 4 competencies of progressive elements of curriculum plus any modules undertaken during the year:</p> <p>4 surgery DOPS 2 non surgical DOPS* 4 mini-CEX 10 CbD 1 patient survey 1 Teaching Observation</p> <p>Other documents to be reviewed at ARCP:</p> <p>1 Audit assessment Attendance Educational supervisor's report Research supervisor's report SCE pass</p>

*Non surgical DOPS can be performed for:

- PASI + DLQI scoring
- Patch test application
- Identification of scabies mite
- Microscopy of skin scrapings for fungi
- Woods light exam
- Application of TCA to xanthelasma
- Microscopy of hair shaft
- Allergen prick testing
- MED Testing
- Photodynamic therapy
- Botox injections
- Iontophoresis
- IL Triamcinolone injections
- Monochromator testing
- Photopatch testing
- ABPI measurement
- DCP sensitization

In addition to the above for medical dermatology, the following conditions are considered to be 'core presentations':

Pruritus
Eczema
Viral Warts
Common bacterial and fungal infections
Psoriasis
Immunobullous disease
Lichen planus
Acne vulgaris and Rosacea
Cutaneous Lupus
Connective tissue diseases
Urticaria / angio oedema
Vasculitis
Leg ulcers
Cutaneous Lymphoma
Systemic diseases presenting in the skin
Drug reactions
Emergency presentations

For the ARCP decision aid the trainee should fulfill the competencies listed in medical dermatology for approximately 50% of core presentations by end year 1; 100% of core presentation by end year 2. In years 3 and 4 the trainee should be consolidating their experience in the core presentations and gaining further experience in the many rarer disorders which may present. It is not expected that the trainee will be experienced in every single disease, some of which may only present once every 5-10 years, but they should be equipped to deal with rarer diagnoses and be able to use clinical and other resources to manage such patients.

5.6 Penultimate Year Assessment (PYA)

The penultimate ARCP prior to the anticipated CCT date will include an external assessor from outside the training programme. JRCPTB and the deanery will

coordinate the appointment of this assessor. This is known as “PYA”. Whilst the ARCP will be a review of evidence, the PYA will include a face to face component.

5.7 Complaints and Appeals

The MRCP(UK) office has complaints procedures and appeals regulations documented in its website which apply to all examinations run by the Royal Colleges of Physicians including the the SCE.

All workplace-based assessment methods incorporate direct feedback from the assessor to the trainee and the opportunity to discuss the outcome. If a trainee has a complaint about the outcome from a specific assessment this is their first opportunity to raise it.

Appeals against decisions concerning in-year assessments will be handled at deanery level and deaneries are responsible for setting up and reviewing suitable processes. If a formal complaint about assessment is to be pursued this should be referred in the first instance to the chair of the Specialty Training Committee who is accountable to the regional deanery. Continuing concerns should be referred to the Associate Dean.

6 Supervision and Feedback

6.1 Supervision

All elements of work in training posts must be supervised with the level of supervision varying depending on the experience of the trainee and the clinical exposure and case mix undertaken. Outpatient and referral supervision must routinely include the opportunity to personally discuss all cases if required. As training progresses the trainee should have the opportunity for increasing autonomy, consistent with safe and effective care for the patient.

Trainees will at all times have a named Educational Supervisor and Clinical Supervisor, responsible for overseeing their education. Depending on local arrangements these roles may be combined into a single role of Educational Supervisor.

The responsibilities of supervisors have been defined by GMC in the document “Operational Guide for the PMETB Quality Framework”. These definitions have been agreed with the National Association of Clinical Tutors, the Academy of Medical Royal Colleges and the Gold Guide team at MMC, and are reproduced below:

Educational Supervisor

A trainer who is selected and appropriately trained to be responsible for the overall supervision and management of a specified trainee’s educational progress during a training placement or series of placements. The Educational Supervisor is responsible for the trainee’s Educational Agreement.

Clinical Supervisor

A trainer who is selected and appropriately trained to be responsible for overseeing a specified trainee’s clinical work and providing constructive feedback during a training placement. Some training schemes appoint an Educational Supervisor for each placement. The roles of Clinical and Educational Supervisor may then be merged.

The Training Programme Director (TPD) is appointed by the Deanery and will select suitably trained educational supervisors for each specialty trainee.

The educational supervisor will be allocated to the trainee at the beginning of each year or attachment depending on local circumstances. This will usually be a different supervisor each time. In addition to day to day supervision, educational supervisors will meet formally with their trainees about four times per year. Appraisal at the beginning, during, and end of attachment will be a significant component of these meetings. At the first meeting the educational objectives for the year and a personal development plan (PDP) will be agreed. The PDP should be based firmly on the syllabus objectives for the year. The space for 'methods agreed by supervisor and trainee' should be used to define how the trainee will acquire the competencies planned for the year. The trainee and supervisor should both sign the educational agreement in the e-portfolio at this time, recording their commitment to the training process.

Subsequent meetings will be a dialogue between trainee and educational supervisor and will review progress and take into account the supervisor's observations of the trainee's performance, feedback from other clinical supervisors, and analysis and review of workplace-based assessments. Attendance at educational events should also be reviewed. The PDP can be modified at these meetings.

Towards the end of each year of training a formal summative assessment of the trainee's evidence of competencies and training progression will take place. This will provide a structured assessment of the trainee's progress, based on assessment methods as above and will form the basis of the educational supervisor's report, which will inform the ARCP process as supportive evidence.

Following the ARCP, a subsequent meeting will be arranged between the trainee and the TPD and/or educational supervisor to discuss the outcome report and plan for further development. This will identify learning needs, areas of strength and any need for structured or targeted learning. The syllabus should be carefully reviewed to ensure that the trainee is progressing satisfactorily through the progressive and modular elements.

The educational supervisor, when meeting with the trainee, will discuss issues of clinical governance, risk management and the report of any untoward clinical incidents involving the trainee. The educational supervisor is part of the clinical specialty team thus if the clinical directorate (clinical director) have (has) any concerns about the performance of the trainee, or there were issues of doctor or patient safety, these would be discussed with the educational supervisor and the TPD. This would not detract from the statutory duty of the Trust to deliver effective clinical governance through its management systems.

Academic trainees are encouraged to identify an academic mentor, who will not usually be their research supervisor and will often be from outside their geographical area. The Academy of Medical Sciences organises one such scheme (see <http://www.acmedsci.ac.uk/index.php?pid=91>) but there are others and inclusion in an organised scheme is not a pre-requisite. The Medical Research Society organises annual meetings for clinician scientists in training (see http://www.medres.org.uk/j/index.php?option=com_content&task=view&id=54&Itemid=1) and this type of meeting provides an excellent setting for trainees to meet colleagues and share experiences.

Opportunities for feedback to trainees about their performance will arise continually during training through the use of the workplace-based assessments, regular appraisal meetings with supervisors, other meetings and discussions with supervisors and colleagues, and feedback from ARCP.

6.2 Appraisal

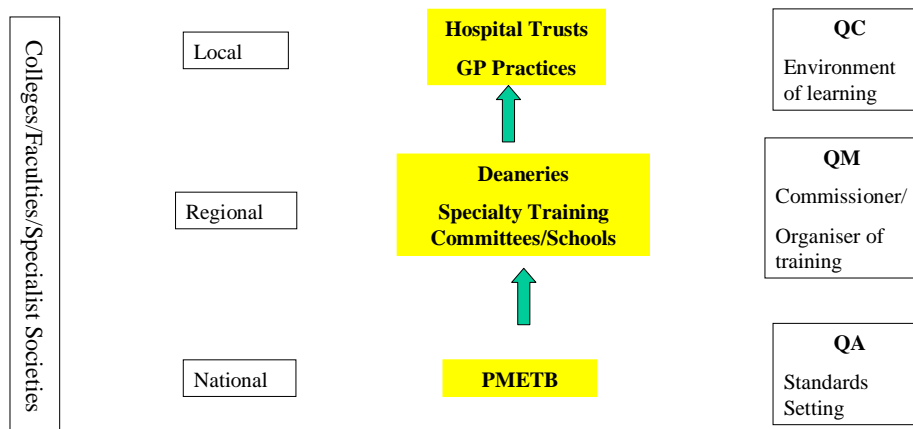
A formal process of appraisals and reviews underpins training. This process ensures adequate supervision during training, provides continuity between posts and different supervisors and is one of the main ways of providing feedback to trainees. All appraisals should be recorded in the ePortfolio.

Appraisal will be conducted by the trainee's allocated educational supervisor. The format of these meetings is described above in 6.1

7 Managing Curriculum Implementation

Deaneries are responsible for quality management, GMC will quality assure the deaneries and educational providers are responsible for local quality control, to be managed by the deaneries. The role of the Colleges in quality management remains important and will be delivered in partnership with the deaneries. The College role is one of quality review of deanery processes and this will take place within the SACs on a regular basis.

The Organisation and Quality Assurance of PG Training



Clinical supervisors and Educational Supervisors will be clinicians fully competent in their area of clinical supervision. They will be appointed by the training programme directors and chairs of STCs and as such will be members of the local STC. They will be trained in supervision, appraisal and assessment. Courses for this will be regularly available in deaneries. Nationally there are regular meetings for STC chairs, Training Programme Directors and Educational Supervisors in dermatology, organised by the SAC and BAD education Sub-committee. These meetings include updates on new methods of assessment and bench-marking exercises to ensure equitable national standards for workplace-based assessments.

Standards of training and assessment will be regularly reviewed by the SAC using the GMC – recommended tools of the trainee survey, trainer survey, SCE results, and programme visits if required.

7.1 Intended Use of Curriculum by Trainers and Trainees

This curriculum and ePortfolio are web-based documents which are available from the Joint Royal Colleges of Physicians Training Board (JRCPTB) website www.jrcptb.org.uk.

The educational supervisors and trainers can access the up-to-date curriculum from the JRCPTB website and will be expected to use this as the basis of their discussion with trainees. Both trainers and trainees are expected to have a good knowledge of the curriculum and should use it as a guide for their training programme.

Each trainee will engage with the curriculum by maintaining a portfolio. The trainee will use the curriculum to develop learning objectives and reflect on learning experiences. The 'teaching and learning methods' section of each section of the syllabus can be customised by the trainee with their supervisor to show how that particular curriculum objective will be met.

In addition it is anticipated that the e-portfolio version of the curriculum will allow mapping of each assessment to the trainee's own copy of the syllabus to demonstrate appropriate sampling of the curriculum.

It is important that the Training Programme Director and Educational Supervisor are aware of the requirement of each trainee to cover all the modular elements of the curriculum over the 4 years. Progress will be reviewed at each ARCP and at educational supervisor meetings.

7.2 Recording Progress

On enrolling with JRCPTB trainees will be given access to the ePortfolio for Dermatology. The ePortfolio allows evidence to be built up to inform decisions on a trainee's progress and provides tools to support trainees' education and development.

The trainee's main responsibilities are to ensure the ePortfolio is kept up to date, arrange assessments and ensure they are recorded, prepare drafts of appraisal forms, maintain their personal development plan, record their reflections on learning and record their progress through the curriculum.

The training record should be used to record and file clinical experience including surgical results and audits. In time this should all be possible to record on the eportfolio, reducing the need for the training record.

The supervisor's main responsibilities are to use ePortfolio evidence such as outcomes of assessments, reflections and personal development plans to inform appraisal meetings. They are also expected to update the trainee's record of progress through the curriculum, write end-of-attachment appraisals and supervisor's reports.

8 Curriculum Review and Updating

The specialty curriculum will be reviewed and updated with minor changes on an annual basis. Curriculum review is a standing item on the agenda for the SAC. As clinical practice changes with time, it will be necessary to amend the curriculum accordingly. Advice will be sought from the BAD and its sub-specialist groups.

The curriculum should be regarded as a fluid, living document and the SAC will ensure to respond swiftly to new clinical and service developments. In addition, the

curriculum will be subject to three-yearly formal review within the SAC. This will be informed by curriculum evaluation and monitoring. The SAC will have available:

- The trainees' survey, which will include questions pertaining to their specialty (GMC to provide)
- Specialty-specific questionnaires (if applicable)
- Reports from other sources such as educational supervisors, programme directors, specialty deans, service providers and patients.
- Trainee representation on the Deanery STC and the SAC of the JRCPTB
- Informal trainee feedback during appraisal.

Evaluation will address:

- The relevance of the learning outcomes to clinical practice
- The balance of work-based and off-the-job learning
- Quality of training in individual posts
- Feasibility and appropriateness of on-the-job assessments in the course of training programmes
- Availability and quality of research opportunities
- Current training affecting the service

Evaluation will be the responsibility of the JRCPTB and GMC. These bodies must approve any significant changes to the curriculum.

Interaction with the NHS will be particularly important to understand the performance of specialists within the NHS and feedback will be required as to the continuing needs for that specialty as defined by the curriculum. It is likely that the NHS will have a view as to the balance between generalist and specialist skills, the development of generic competencies and, looking to the future, the need for additional specialist competencies and curricula. In establishing specialty issues which could have implications for training, the SAC will produce a summary report to discuss with the NHS employers and ensure that conclusions are reflected in curriculum reviews.

Trainee contribution to curriculum review will be facilitated through the involvement of trainees in local faculties of education and through informal feedback during appraisal and College meetings.

The SAC will respond rapidly to changes in service delivery. Regular review will ensure the coming together of all the stakeholders needed to deliver an up-to-date, modern specialty curriculum. The curriculum will indicate the last date of formal review monitoring and document revision.

9 Equality and Diversity

The Royal Colleges of Physicians will comply, and ensure compliance, with the requirements of equality and diversity legislation, such as the:

- Race Relations (Amendment) Act 2000
- Disability Discrimination Act 1995
- Human Rights Act 1998
- Employment Equality (Age) Regulation 2006
- Special Educational Needs and Disabilities Act 2001
- Data Protection Acts 1984 and 1998

The Federation of the Royal Colleges of Physicians believes that equality of opportunity is fundamental to the many and varied ways in which individuals become involved with the Colleges, either as members of staff and Officers; as advisers from the medical profession; as members of the Colleges' professional bodies or as doctors in training and examination candidates. Accordingly, it warmly welcomes contributors and applicants from as diverse a population as possible, and actively seeks to recruit people to all its activities regardless of race, religion, ethnic origin, disability, age, gender or sexual orientation.

Deanery quality assurance will ensure that each training programme complies with the equality and diversity standards in postgraduate medical training as set by GMC.

Compliance with anti-discriminatory practice will be assured through:

- monitoring of recruitment processes;
- ensuring all College representatives and Programme Directors have attended appropriate training sessions prior to appointment or within 12 months of taking up post;
- Deaneries must ensure that educational supervisors have had equality and diversity training (at least as an e learning module) every 3 years
- Deaneries must ensure that any specialist participating in trainee interview/appointments committees or processes has had equality and diversity training (at least as an e module) every 3 years.
- ensuring trainees have an appropriate, confidential and supportive route to report examples of inappropriate behaviour of a discriminatory nature. Deaneries and Programme Directors must ensure that on appointment trainees are made aware of the route in which inappropriate or discriminatory behaviour can be reported and supplied with contact names and numbers. Deaneries must also ensure contingency mechanisms are in place if trainees feel unhappy with the response or uncomfortable with the contact individual.
- monitoring of College Examinations;
- ensuring all assessments discriminate on objective and appropriate criteria and do not unfairly disadvantage trainees because of gender, ethnicity, sexual orientation or disability (other than that which would make it impossible to practise safely as a physician). All efforts shall be made to ensure the participation of people with a disability in training.

In order to meet its obligations under the relevant equal opportunities legislation, such as the Race Relations (Amendment) Act 2000, the MRCP(UK) Central Office, the Colleges' Examinations Departments and the panel of Examiners have adopted an Examination Race Equality Action Plan. This ensures that all staff involved in examination delivery will have received appropriate briefing on the implications of race equality in the treatment of candidates.

All Examiner nominees are required to sign up to the following statement in the Examiner application form "I have read and accept the conditions with regard to the UK Race Relations Act 1976, as amended by the Race Relations (Amendment) Act 2000, and the Disabilities Discrimination Acts of 1995 and 2005 as documented above."

In order to meet its obligations under the relevant equal opportunities legislation such as the Disability Discrimination Acts 1995 and 2005, the MRCP(UK) Management Board is formulating an Equality Discrimination Plan to deal with issues of disability. This will complement procedures on the consideration of special needs which have been in existence since 1999 and were last updated by the MRCP(UK) Management

Board in January 2005. MRCP(UK) has introduced standard operating procedures to deal with the common problems e.g. Dyslexia/Learning disability; Mobility difficulties; Chronic progressive condition; Blind/Partially sighted; Upper limb or back problem; Repetitive Strain Injury (RSI); Chronic recurrent condition (e.g. asthma, epilepsy); Deaf/Hearing loss; Mental Health difficulty; Autism Spectrum Disorder (including Asperger Syndrome); and others as appropriate. The Academic Committee would be responsible for policy and regulations in respect of decisions on accommodations to be offered to candidates with disabilities.

The Regulations introduced to update the Disability Discrimination Acts and to ensure that they are in line with EU Directives have been considered by the MRCP(UK) Management Board. External advice was sought in the preparation of the updated Equality Discrimination Plan, which has now been published.

10 Appendix 1

List of Contributors:

Giles Dunnill, Chair of the SAC and Curriculum lead.

Malcolm Rustin, Secretary and subsequently Chair of SAC.

SAC members:

C Bunker

M Tidman

D Armstrong

M Choudhury

M Carr

N Wilson

V Goulden

A Ilchyshyn

R Murphy

G Dootson

F Wojnarovska

S Narayan

R Charles-Holmes

M Lupton (lay/patient representative)

A Bray (Trainee representative)

Members of the following groups were also invited to comment. These groups were contacted via at least 2 individuals, who then liaised with other members to provide consensus contributions. We have not been able to list all individuals who contributed via the specialist groups here, but are grateful to the major effort undertaken by all who provided feedback:

British Contact Dermatitis Society (BCDS)

British Photodermatology Group (BPG)

British Society for Dermatopathology (BSD)

British Society for Dermatological Surgery (BSDS)

British Society for Investigative Dermatology (BSID)

British Society for Paediatric Dermatology (BSPD)

British Society for the Study of Vulval Diseases (BSSVD)

British Cosmetic Dermatology Group (BCDG)

BAD Therapy Guidelines and Audit Sub-committee

BAD Trainees Committee

BAD Education Sub-Committee

BAD Research Sub-Committee

Specialty Certificate Examination Board (Dermatology)

Additional comments were also received from the following individuals who are members of the BAD and experienced dermatology trainers:

E Healey

J McGrath

N Levell

S Whittaker

R Bull

C Smith

W Phillips

A Bewley

J Bowling