

## MRCP(UK) PACES Autumn 2023

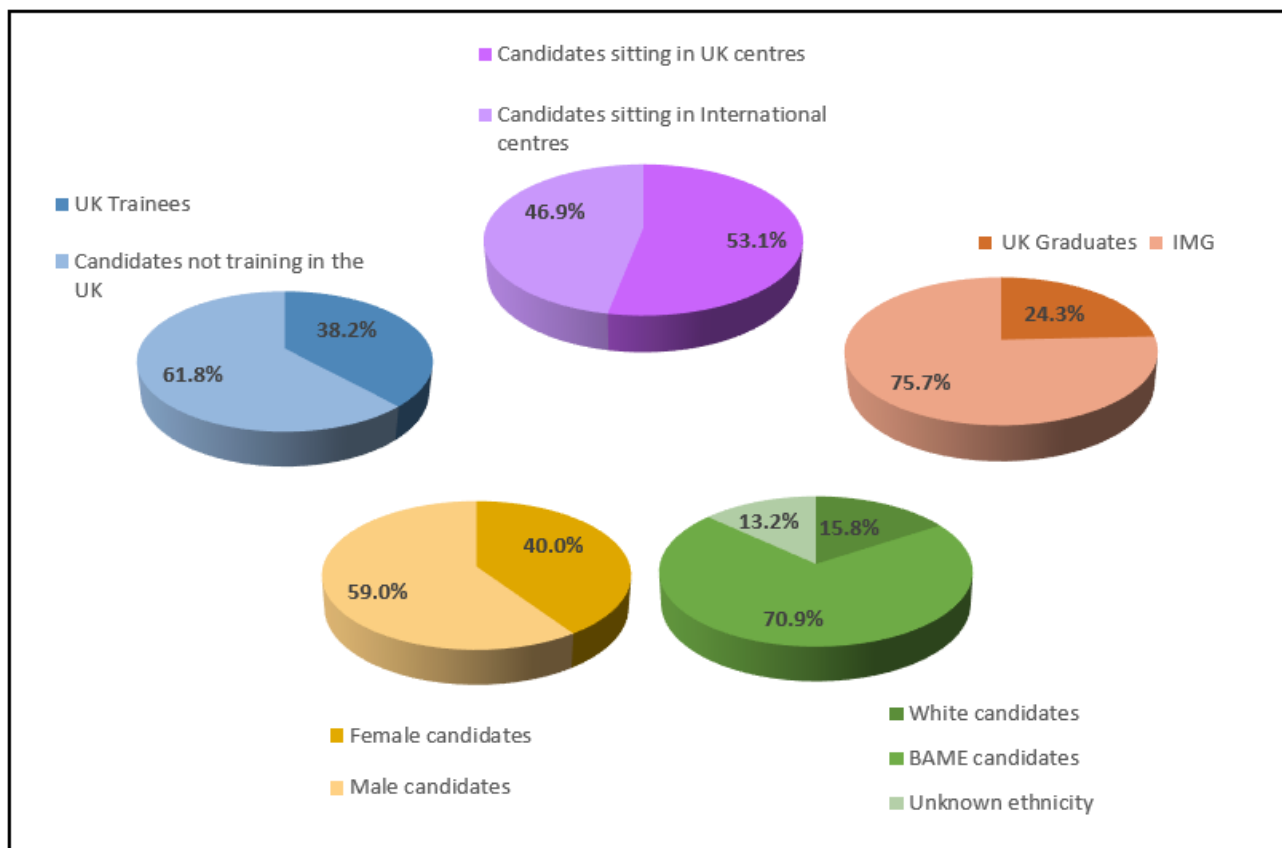
### Performance report

#### Exam statistics

Number of candidates sitting	Number of UK Trainees	Candidates not training in the UK	Number of UK Graduates	Number of International Medical Graduates (IMG)
2559	978	1581	621	1938
100%	38.2%	61.8%	24.3%	75.7%

Candidates sitting in UK centres	Candidates sitting in International centres	Female candidates	Male candidates	White candidates	BAME candidates	Unknown ethnicity
1358	1201	1024	1511	405	1815	339
53.1%	46.9%	40.0%	59.0%	15.8%	70.9%	13.2%


The number of female candidates is lower than male candidates, there are more BAME than white candidates. The number of non-UK trainees is higher than number of self-declared UK trainees.




## Candidate performance

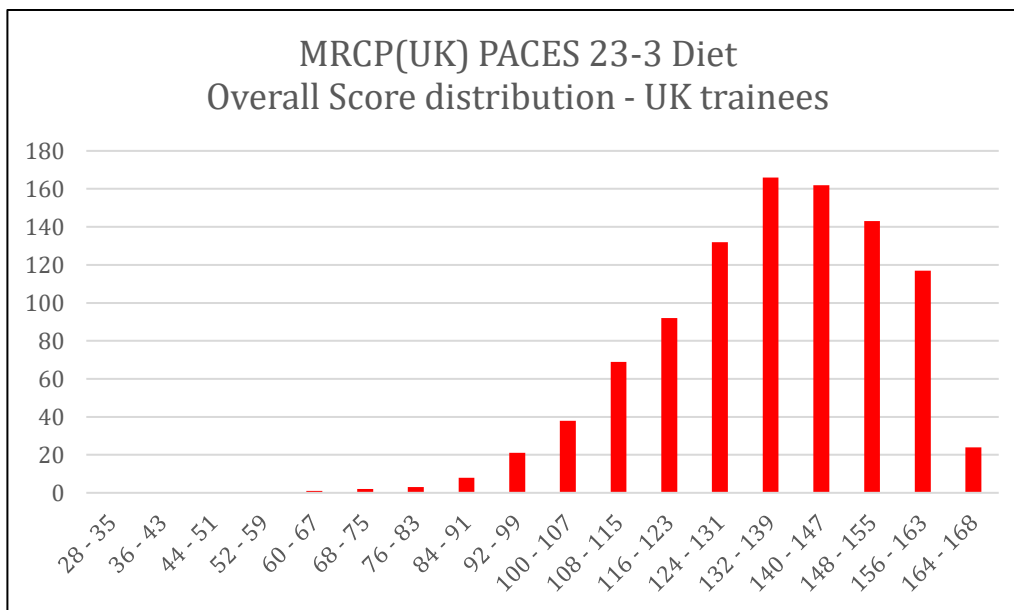
Candidate numbers have increased for 23-3. Pass rates for all groups are in line with pre Covid diets.

Female candidates have a higher pass rate than male candidates, white candidates are passing in a higher proportion than BAME candidates and UK trainees have a higher pass rate than those not in UK training (Note: data on training is self-declared).




Candidate scores distribution shows most candidates scoring between 108 and 139 (mean=132, stdev=19.2, median=133, mode=137). UK trainees had a mean score of 135 and stdev = 18.1 (median = 138, mode= 140). The pass mark is established at **126** and candidates also have to pass all skills.

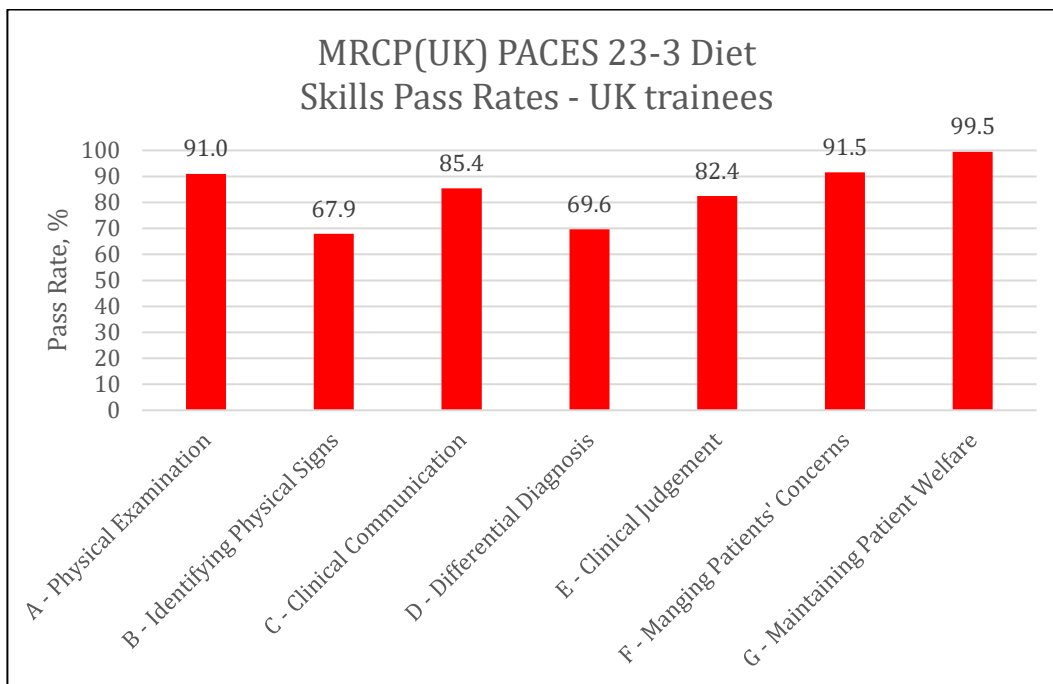




## Skills and Encounters performance


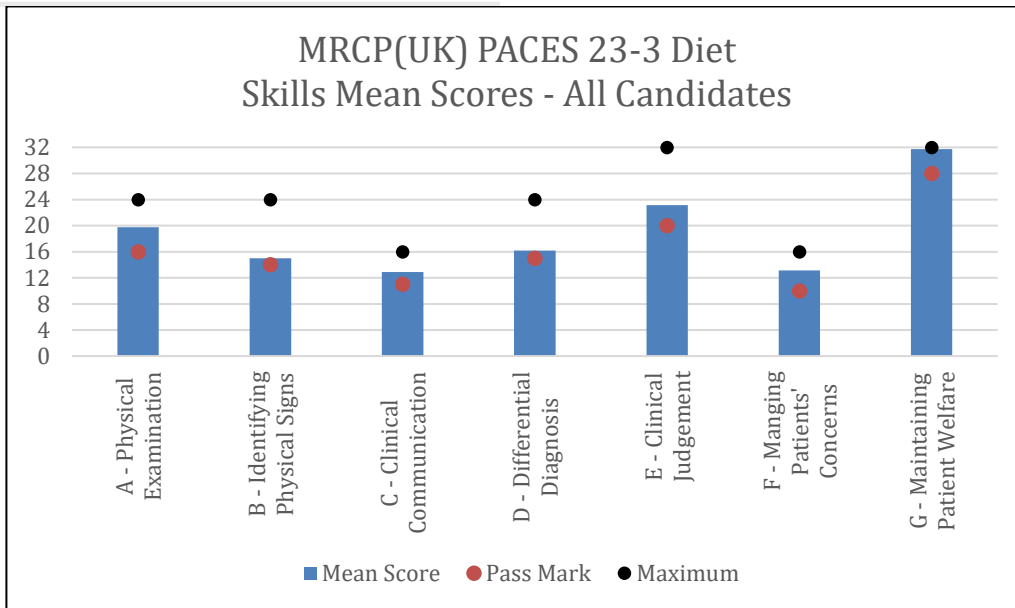
For all candidates skill B has the lowest pass rate, 63.7%, while skill G has the highest pass rate, 99.4%. UK trainees are passing skill B in proportion of 67.9%, while the highest proportion is for skill G, 99.5%.

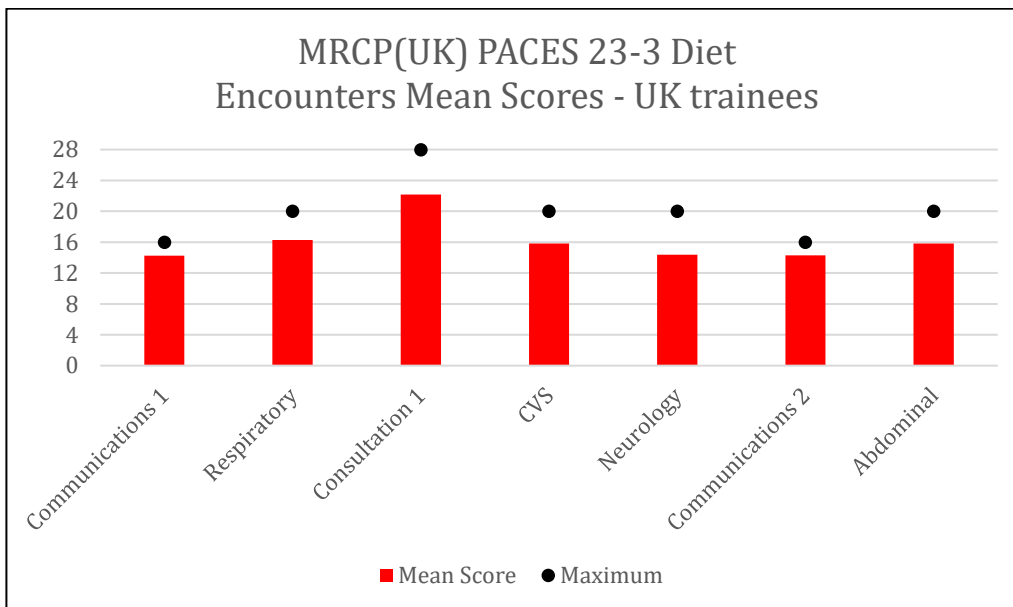
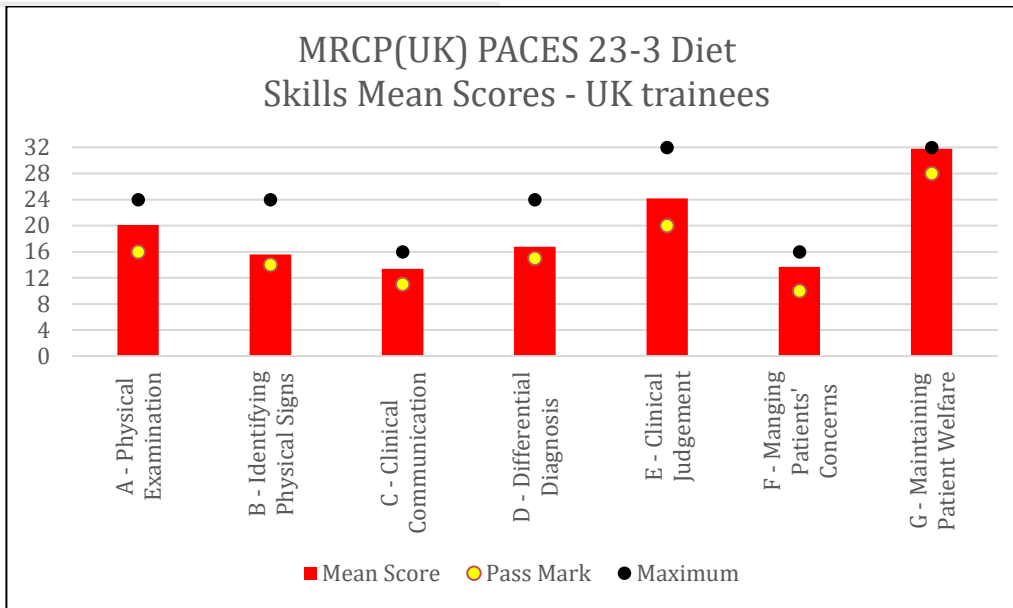




All candidates: skill G has the highest proportional average score (31.7/32; 99.2%) whereas skill B has the lowest proportional score (15.0/24; 62.4%) and these are consistent with historical data. The Communications 1 and 2 encounters have the highest proportional mean score (13.8/16; 86.1%) and the Neurology encounter has the lowest (14.6/20; 73.1%).

UK trainees: skill G has the highest proportional average score (31.8/32; 99.4%) whereas skill B has the lowest proportional score (15.6/24; 64.9%) and these are consistent with historical data. The Communications 1 and 2 encounters have the highest proportional mean score (14.2/16, 89.0%; 14.3/16, 89.5%) and Neurology encounter has the lowest (14.4/20; 71.8%).





MRCP(UK) Research team  
February 2024